Men's skull and crossbones wallet

Needlepoint pattern | 152 x 68 stitches | 8.4 x 3.8 in (21.4 x 9.6 cm) on 18 mesh | 9 colors



How to stitch it



1. Each square is one tent stitch, up at 1, down at 2. Lines in continental, right to left, the canvas upside down for the next row; wide areas in basketweave.
2. Cut 18 in of thread. Start and end it without a knot left behind.
3. Mark the middle of the canvas. It is the outlined square on page 2, column 76, row 34 (DMC 310): start there. Count threads, not holes.
4. Go on from it: picture first, background last. Gray squares are on two pages: stitch them once.
5. When it is done, block it square.

First time? How to needlepoint: flossfield.com/needlepoint/guides/how-to-start/
How to read a chart: flossfield.com/needlepoint/guides/how-to-read-a-chart/

What you need

Canvas: blank mono canvas, 18 mesh (18 threads to the inch), cut 12.5 in wide x 8 in high (31.8 x 20.3 cm).

Needle: blunt tapestry, size 22. Also masking tape for the cut edges, and small scissors.

Thread: six-strand floss, 9 colors, about 14 skeins in all (an estimate). Stitch with 4 strands (5 or 6 if canvas shows).

Make it a wallet: a wallet or clutch with a window this size, or a lining and a closure to sew it up. Measure the window before you stitch. If the piece is small for it, stitch two extra rows all round in DMC 310, the color at its edge. How to press needlepoint into a wallet.

Thread list

			stitches	skeins of floss
●	**DMC 310**	Black	6,997	6
■	**DMC 3799**	Very Dark Pewter Gray	820	1
▲	**DMC 832**	Golden Olive	646	1
◆	**DMC 3864**	Light Mocha Beige	494	1
▼	**DMC 3047**	Light Yellow Beige	475	1
★	**DMC 642**	Dark Beige Gray	262	1
❖	**DMC 712**	Cream	255	1
X	**DMC 640**	Very Dark Beige Gray	199	1
H	**DMC 3787**	Dark Brown Gray	188	1

Skeins are estimates: the thread a stitch takes on the front and back of 18 mesh canvas, plus 30 percent, rounded up for each color.
Thread colors are approximate screen matches to DMC numbers. Check against real thread before you buy.
For your own stitching, gifts and handmade pieces you sell. Do not resell or share this PDF or copies of it.

Men's skull and crossbones wallet

Needlepoint pattern

This page is the dark part of the chart

Columns 1 to 76, rows 1 to 68. Start at the red outline



Key

- **DMC 310** Black
- **DMC 3799** Very Dark Pewter Gray
- **DMC 832** Golden Olive
- **DMC 3864** Light Mocha Beige
- **DMC 3047** Light Yellow Beige
- **DMC 642** Dark Beige Gray
- **DMC 640** Very Dark Beige Gray
- **DMC 3787** Dark Brown Gray

Men's skull and crossbones wallet

Needlepoint pattern

This page is the dark part of the chart

Columns 77 to 152, rows 1 to 68. Gray squares: charted already, do not stitch again



Key

- **DMC 310** Black
- **DMC 832** Golden Olive
- **DMC 3864** Light Mocha Beige
- **DMC 3047** Light Yellow Beige
- **DMC 642** Dark Beige Gray
- **DMC 712** Cream
- **X** **DMC 640** Very Dark Beige Gray
- **H** **DMC 3787** Dark Brown Gray