Grand medallion kilim pillow

Needlepoint pattern | 160 x 160 stitches | 16 x 16 in (40.6 x 40.6 cm) on 10 mesh | 12 colors



How to stitch it



1. Each square is one tent stitch, up at 1, down at 2. Lines in continental, right to left, the canvas upside down for the next row; wide areas in basketweave.
2. Cut 18 in of thread. Start and end it without a knot left behind.
3. Mark the middle of the canvas. It is the outlined square on page 5, column 80, row 80 (DMC 817): start there. Count threads, not holes.
4. Go on from it: picture first, background last. Gray squares are on two pages: stitch them once.
5. Last, two more rows all round in DMC 823: the seam hides them.

First time? How to needlepoint: flossfield.com/needlepoint/guides/how-to-start/
How to read a chart: flossfield.com/needlepoint/guides/how-to-read-a-chart/

What you need

Canvas: blank mono canvas, 10 mesh (10 threads to the inch), cut 20.5 in square (52.1 cm).

Needle: blunt tapestry, size 18. Also masking tape for the cut edges, and small scissors.

Thread: pearl cotton size 3, 12 colors, about 44 skeins in all (an estimate). Stitch with 2 lengths together.

Make it a pillow: backing fabric, an insert the size of the stitching or an inch larger, and cord or piping for the edge. How to finish a pillow.

Thread list, DMC

			stitches	skeins
●	**712**	Cream	5,276	8
■	**347**	Very Dark Salmon	4,860	8
▲	**823**	Dark Navy Blue	3,776	8
◆	**154**	Very Dark Grape	2,280	4
▼	**743**	Medium Yellow	1,980	3
★	**783**	Medium Topaz	1,936	3
❖	**3765**	Very Dark Peacock Blue	1,924	3
X	**970**	Light Pumpkin	1,056	2
H	**597**	Turquoise	720	2
+	**402**	Very Light Mahogany	640	1
=	**817**	Very Dark Coral Red	584	1
Z	**3766**	Light Peacock Blue	568	1

Skeins are estimates, with the two extra rows: the thread a stitch takes on the front and back of 10 mesh canvas, plus 30 percent, rounded up for each color.

Thread colors are approximate screen matches to DMC numbers. Check against real thread before you buy.

For your own stitching, gifts and handmade pieces you sell. Do not resell or share this PDF or copies of it.

Grand medallion kilim pillow

Needlepoint pattern

Columns 1 to 80, rows 1 to 69

This page is the dark part of the chart



Key

- DMC 712 Cream
- DMC 347 Very Dark Salmon
- DMC 823 Dark Navy Blue
- DMC 154 Very Dark Grape
- DMC 743 Medium Yellow
- DMC 783 Medium Topaz
- DMC 3765 Very Dark Peacock Blue
- DMC 970 Light Pumpkin
- DMC 597 Turquoise
- DMC 402 Very Light Mahogany
- DMC 817 Very Dark Coral Red
- DMC 3766 Light Peacock Blue

Grand medallion kilim pillow

Needlepoint pattern

Columns 81 to 160, rows 1 to 69. Gray squares: charted already, do not stitch again

This page is the dark part of the chart



Key

- DMC 712 Cream
- DMC 347 Very Dark Salmon
- DMC 823 Dark Navy Blue
- DMC 154 Very Dark Grape
- DMC 743 Medium Yellow
- DMC 783 Medium Topaz
- DMC 3765 Very Dark Peacock Blue
- X DMC 970 Light Pumpkin
- H DMC 597 Turquoise
- \+ DMC 402 Very Light Mahogany
- = DMC 817 Very Dark Coral Red
- Z DMC 3766 Light Peacock Blue

Grand medallion kilim pillow

Needlepoint pattern

This page is the dark part of the chart

Columns 1 to 54, rows 70 to 160. Gray squares: charted already, do not stitch again



Key

- ● **DMC 712** Cream
- □ **DMC 347** Very Dark Salmon
- ▲ **DMC 823** Dark Navy Blue
- ◆ **DMC 154** Very Dark Grape
- ▼ **DMC 743** Medium Yellow
- ★ **DMC 783** Medium Topaz
- ❖ **DMC 3765** Very Dark Peacock Blue
- X **DMC 970** Light Pumpkin
- H **DMC 597** Turquoise
- \+ **DMC 402** Very Light Mahogany
- = **DMC 817** Very Dark Coral Red
- Z **DMC 3766** Light Peacock Blue

Grand medallion kilim pillow

Needlepoint pattern

This page is the dark part of the chart

Columns 55 to 107, rows 70 to 160. Start at the red outline. Gray squares: charted already, do not stitch again



Key

- DMC 712 Cream
- DMC 347 Very Dark Salmon
- DMC 823 Dark Navy Blue
- DMC 154 Very Dark Grape
- DMC 743 Medium Yellow
- DMC 783 Medium Topaz
- DMC 3765 Very Dark Peacock Blue
- DMC 970 Light Pumpkin
- DMC 597 Turquoise
- DMC 402 Very Light Mahogany
- DMC 817 Very Dark Coral Red
- DMC 3766 Light Peacock Blue

Grand medallion kilim pillow

Needlepoint pattern

This page is the dark part of the chart

Columns 108 to 160, rows 70 to 160. Gray squares: charted already, do not stitch again



Key

- ● **DMC 712** Cream
- □ **DMC 347** Very Dark Salmon
- ▲ **DMC 823** Dark Navy Blue
- ◆ **DMC 154** Very Dark Grape
- ▼ **DMC 743** Medium Yellow
- ★ **DMC 783** Medium Topaz
- ❖ **DMC 3765** Very Dark Peacock Blue
- X **DMC 970** Light Pumpkin
- H **DMC 597** Turquoise
- \+ **DMC 402** Very Light Mahogany
- = **DMC 817** Very Dark Coral Red
- Z **DMC 3766** Light Peacock Blue