Victorian grapes and vine pillow

Needlepoint pattern | 130 x 130 stitches | 10 x 10 in (25.4 x 25.4 cm) on 13 mesh | 20 colors



How to stitch it



1. Each square is one tent stitch, up at 1, down at 2. Lines in continental, right to left, the canvas upside down for the next row; wide areas in basketweave.
2. Cut 18 in of thread. Start and end it without a knot left behind.
3. Mark the middle of the canvas. It is the outlined square on page 2, column 65, row 65 (DMC 310): start there. Count threads, not holes.
4. Go on from it: picture first, background last. Gray squares are on two pages: stitch them once.
5. Last, two more rows all round in DMC 310: the seam hides them.

First time? How to needlepoint: flossfield.com/needlepoint/guides/how-to-start/
How to read a chart: flossfield.com/needlepoint/guides/how-to-read-a-chart/

What you need

Canvas: blank mono canvas, 13 mesh (13 threads to the inch), cut 14.5 in square (36.8 cm).

Needle: blunt tapestry, size 20. Also masking tape for the cut edges, and small scissors.

Thread: six-strand floss, 20 colors, about 34 skeins in all (an estimate). Stitch with 7 strands (8 if canvas shows).

Make it a pillow: backing fabric, an insert the size of the stitching or an inch larger, and cord or piping for the edge. How to finish a pillow.

Thread list, DMC

			stitches	skeins
●	310	Black	5,709	10
■	815	Medium Garnet	1,777	3
▲	920	Medium Copper	1,322	2
◆	744	Pale Yellow	1,048	2
▼	436	Tan	759	2
★	3820	Dark Straw	611	1
❖	553	Violet	578	1
X	472	Ultra Light Avocado Green	521	1
H	3346	Hunter Green	502	1
+	598	Light Turquoise	482	1
=	895	Very Dark Hunter Green	459	1
Z	801	Dark Coffee Brown	442	1
A	211	Light Lavender	424	1
V	209	Dark Lavender	393	1
T	3810	Dark Turquoise	368	1
N	552	Medium Violet	346	1
S	3823	Ultra Pale Yellow	327	1
K	434	Light Brown	316	1
E	470	Light Avocado Green	316	1
C	550	Very Dark Violet	200	1

Skeins are estimates, with the two extra rows: the thread a stitch takes on the front and back of 13 mesh canvas, plus 30 percent, rounded up for each color.

Thread colors are approximate screen matches to DMC numbers. Check against real thread before you buy.

For your own stitching, gifts and handmade pieces you sell. Do not resell or share this PDF or copies of it.

Victorian grapes and vine pillow Needlepoint pattern

Columns 1 to 65, rows 1 to 65. Start at the red outline

This page is the dark part of the chart



Key

- ● **DMC 310** Black
- ■ **DMC 815** Medium Garnet
- ▲ **DMC 920** Medium Copper
- ◆ **DMC 744** Pale Yellow
- ▼ **DMC 436** Tan
- ★ **DMC 3820** Dark Straw
- ❖ **DMC 553** Violet
- X **DMC 472** Ultra Light Avocado Green
- H **DMC 3346** Hunter Green
- \+ **DMC 598** Light Turquoise
- = **DMC 895** Very Dark Hunter Green
- Z **DMC 801** Dark Coffee Brown
- A **DMC 211** Light Lavender
- V **DMC 209** Dark Lavender
- T **DMC 3810** Dark Turquoise
- N **DMC 552** Medium Violet
- S **DMC 3823** Ultra Pale Yellow
- K **DMC 434** Light Brown
- E **DMC 470** Light Avocado Green
- C **DMC 550** Very Dark Violet

Victorian grapes and vine pillow Needlepoint pattern

This page is the dark part of the chart

Columns 66 to 130, rows 1 to 65. Gray squares: charted already, do not stitch again



Key

- **DMC 310** Black
- **DMC 815** Medium Garnet
- **DMC 920** Medium Copper
- **DMC 744** Pale Yellow
- **DMC 436** Tan
- **DMC 3820** Dark Straw
- **DMC 553** Violet
- **DMC 472** Ultra Light Avocado Green
- **DMC 3346** Hunter Green
- **DMC 598** Light Turquoise
- **DMC 895** Very Dark Hunter Green
- **DMC 801** Dark Coffee Brown
- **DMC 211** Light Lavender
- **DMC 209** Dark Lavender
- **DMC 3810** Dark Turquoise
- **DMC 552** Medium Violet
- **DMC 3823** Ultra Pale Yellow
- **DMC 434** Light Brown
- **DMC 470** Light Avocado Green
- **DMC 550** Very Dark Violet

Victorian grapes and vine pillow

Needlepoint pattern

This page is the dark part of the chart

Columns 1 to 65, rows 66 to 130. Gray squares: charted already, do not stitch again



Key

- ● **DMC 310** Black
- ■ **DMC 815** Medium Garnet
- ▲ **DMC 920** Medium Copper
- ◆ **DMC 744** Pale Yellow
- ▼ **DMC 436** Tan
- ★ **DMC 3820** Dark Straw
- ❖ **DMC 553** Violet
- X **DMC 472** Ultra Light Avocado Green
- H **DMC 3346** Hunter Green
- \+ **DMC 598** Light Turquoise
- = **DMC 895** Very Dark Hunter Green
- Z **DMC 801** Dark Coffee Brown
- A **DMC 211** Light Lavender
- V **DMC 209** Dark Lavender
- T **DMC 3810** Dark Turquoise
- N **DMC 552** Medium Violet
- S **DMC 3823** Ultra Pale Yellow
- K **DMC 434** Light Brown
- E **DMC 470** Light Avocado Green
- C **DMC 550** Very Dark Violet

Victorian grapes and vine pillow

Needlepoint pattern

This page is the dark part of the chart

Columns 66 to 130, rows 66 to 130. Gray squares: charted already, do not stitch again



Key

- ● **DMC 310** Black
- ■ **DMC 815** Medium Garnet
- ▲ **DMC 920** Medium Copper
- ◆ **DMC 744** Pale Yellow
- ▼ **DMC 436** Tan
- ★ **DMC 3820** Dark Straw
- ❖ **DMC 553** Violet
- X **DMC 472** Ultra Light Avocado Green
- H **DMC 3346** Hunter Green
- \+ **DMC 598** Light Turquoise
- = **DMC 895** Very Dark Hunter Green
- Z **DMC 801** Dark Coffee Brown
- A **DMC 211** Light Lavender
- V **DMC 209** Dark Lavender
- T **DMC 3810** Dark Turquoise
- N **DMC 552** Medium Violet
- S **DMC 3823** Ultra Pale Yellow
- K **DMC 434** Light Brown
- E **DMC 470** Light Avocado Green
- C **DMC 550** Very Dark Violet