Heart belt

Needlepoint pattern | 180 x 22 stitches | 10 x 1.2 in (25.4 x 3.1 cm) on 18 mesh | 7 colors



How to stitch it



1. Each square is one tent stitch, up at 1, down at 2. Lines in continental, right to left, the canvas upside down for the next row; wide areas in basketweave.
2. Cut 18 in of thread. Start and end it without a knot left behind.
3. Mark the middle of the canvas. It is the outlined square, column 90, row 11 (DMC 823), for a size 36 belt: start there. Count threads, not holes.
4. Go on from it: picture first, background last. One repeat is 5 in: carry on both ways to your length. Gray squares are charted twice: stitch them once.
5. Last, two more rows of DMC 321 along each long edge: they are folded under. Ask your finisher first.

For initials or a name at its middle, type them on the pattern's page: they are charted there.

First time? How to needlepoint: flossfield.com/needlepoint/guides/how-to-start/
How to read a chart: flossfield.com/needlepoint/guides/how-to-read-a-chart/

What you need

Canvas: blank mono canvas, 18 mesh (18 threads to the inch), cut 36 x 5.5 in for a size 36 belt, which is stitched 30 to 32 in long.

Needle: blunt tapestry, size 22. Also masking tape for the cut edges, and small scissors.

Thread: six-strand floss, 7 colors, about 15 skeins for a size 36 belt (an estimate). Stitch with 4 strands (5 or 6 if canvas shows).

Make it a belt: a finisher who mounts it on leather, or a buckle and leather tabs. How to make a belt.

Thread list

			stitches	size 36 belt: skeins of floss
●	**DMC 823**	Dark Navy Blue	1,896	5
■	**DMC 321**	Red	622	4
▲	**DMC 3713**	Very Light Salmon	532	2
◆	**DMC 3705**	Dark Melon	336	1
▼	**DMC 780**	Ultra Very Dark Topaz	240	1
★	**DMC 3820**	Dark Straw	236	1
❖	**DMC 815**	Medium Garnet	98	1

Skeins are estimates, with the two extra rows: the thread a stitch takes on the front and back of 18 mesh canvas, plus 30 percent, rounded up for each color.

Thread colors are approximate screen matches to DMC numbers. Check against real thread before you buy.

For your own stitching, gifts and handmade pieces you sell. Do not resell or share this PDF or copies of it.

Heart belt

Needlepoint pattern

Columns 1 to 90, rows 1 to 22. Start at the red outline

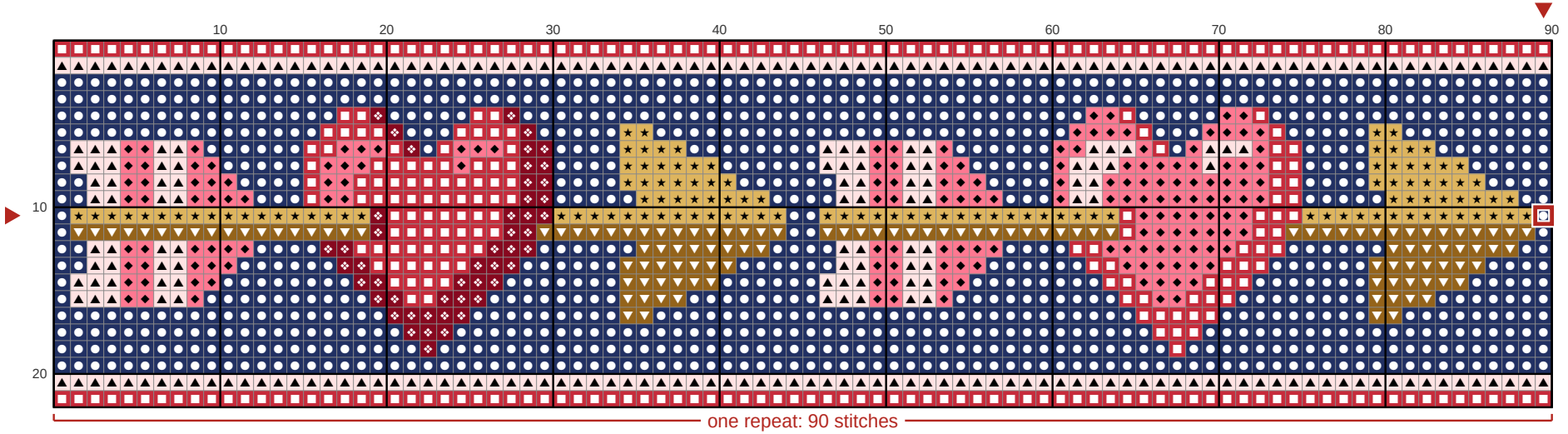

Columns 91 to 180, rows 1 to 22. Gray squares: charted already, do not stitch again

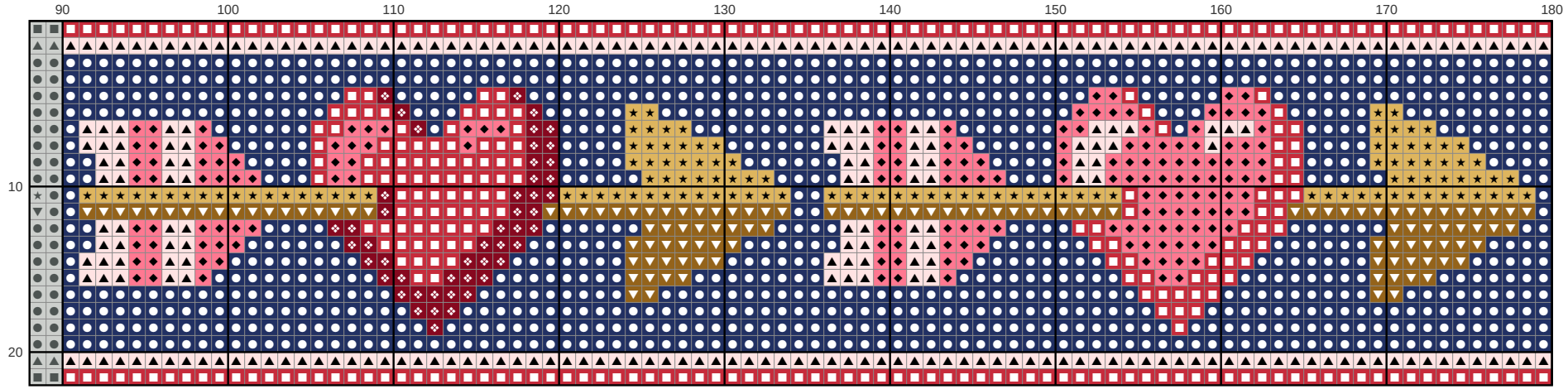

Key

- **DMC 823** Dark Navy Blue
- **DMC 321** Red
- **DMC 3713** Very Light Salmon
- **DMC 3705** Dark Melon
- **DMC 780** Ultra Very Dark Topaz
- **DMC 3820** Dark Straw
- **DMC 815** Medium Garnet