Hearts and flowers sampler pillow

Needlepoint pattern | 156 x 156 stitches | 12 x 12 in (30.5 x 30.5 cm) on 13 mesh | 16 colors



How to stitch it



1. Each square is one tent stitch, up at 1, down at 2. Lines in continental, right to left, the canvas upside down for the next row; wide areas in basketweave.
2. Cut 18 in of thread. Start and end it without a knot left behind.
3. Mark the middle of the canvas. It is the outlined square on page 5, column 78, row 78 (DMC 350): start there. Count threads, not holes.
4. Go on from it: picture first, background last. Gray squares are on two pages: stitch them once.
5. Last, two more rows all round in DMC 347: the seam hides them.

First time? How to needlepoint: flossfield.com/needlepoint/guides/how-to-start/
How to read a chart: flossfield.com/needlepoint/guides/how-to-read-a-chart/

What you need

Canvas: blank mono canvas, 13 mesh (13 threads to the inch), cut 16.5 in square (41.9 cm).

Needle: blunt tapestry, size 20. Also masking tape for the cut edges, and small scissors.

Thread: six-strand floss, 16 colors, about 45 skeins in all (an estimate). Stitch with 7 strands (8 if canvas shows).

Make it a pillow: backing fabric, an insert the size of the stitching or an inch larger, and cord or piping for the edge. How to finish a pillow.

Thread list, DMC

			stitches	skeins
●	**823**	Dark Navy Blue	7,463	11
■	**712**	Cream	3,865	6
▲	**347**	Very Dark Salmon	3,317	7
◆	**350**	Medium Coral	2,335	4
▼	**760**	Salmon	2,017	3
★	**815**	Medium Garnet	1,270	2
❖	**783**	Medium Topaz	1,055	2
X	**3347**	Medium Yellow Green	1,055	2
H	**3755**	Baby Blue	453	1
+	**3345**	Dark Hunter Green	422	1
=	**780**	Ultra Very Dark Topaz	278	1
Z	**3713**	Very Light Salmon	226	1
A	**322**	Dark Baby Blue	184	1
V	**3348**	Light Yellow Green	144	1
T	**3822**	Light Straw	135	1
N	**3841**	Pale Baby Blue	117	1

Skeins are estimates, with the two extra rows: the thread a stitch takes on the front and back of 13 mesh canvas, plus 30 percent, rounded up for each color.

Thread colors are approximate screen matches to DMC numbers. Check against real thread before you buy.

For your own stitching, gifts and handmade pieces you sell. Do not resell or share this PDF or copies of it.

Hearts and flowers sampler pillow

Needlepoint pattern

Columns 1 to 78, rows 1 to 66

This page is the dark part of the chart



Key

- **DMC 823** Dark Navy Blue
- **DMC 712** Cream
- **DMC 347** Very Dark Salmon
- **DMC 350** Medium Coral
- **DMC 760** Salmon
- **DMC 815** Medium Garnet
- **DMC 783** Medium Topaz
- **DMC 3347** Medium Yellow Green
- **DMC 3755** Baby Blue
- **DMC 3345** Dark Hunter Green
- **DMC 780** Ultra Very Dark Topaz
- **DMC 3713** Very Light Salmon
- **DMC 322** Dark Baby Blue
- **DMC 3822** Light Straw
- **DMC 3841** Pale Baby Blue

Hearts and flowers sampler pillow

Needlepoint pattern

Columns 79 to 156, rows 1 to 66. Gray squares: charted already, do not stitch again

This page is the dark part of the chart



Key

- **DMC 823** Dark Navy Blue
- **DMC 712** Cream
- **DMC 347** Very Dark Salmon
- **DMC 350** Medium Coral
- **DMC 760** Salmon
- **DMC 815** Medium Garnet
- **DMC 783** Medium Topaz
- **DMC 3347** Medium Yellow Green
- **DMC 3755** Baby Blue
- **DMC 3345** Dark Hunter Green
- **DMC 780** Ultra Very Dark Topaz
- **DMC 3713** Very Light Salmon
- **DMC 322** Dark Baby Blue
- **DMC 3822** Light Straw
- **DMC 3841** Pale Baby Blue

Hearts and flowers sampler pillow

Needlepoint pattern

Columns 1 to 52, rows 67 to 156. Gray squares: charted already, do not stitch again

This page is the dark part of the chart





Key

- **DMC 823** Dark Navy Blue
- **DMC 712** Cream
- **DMC 347** Very Dark Salmon
- **DMC 350** Medium Coral
- **DMC 760** Salmon
- **DMC 815** Medium Garnet
- **DMC 783** Medium Topaz
- **X** **DMC 3347** Medium Yellow Green
- **H** **DMC 3755** Baby Blue
- **+** **DMC 3345** Dark Hunter Green
- **=** **DMC 780** Ultra Very Dark Topaz
- **Z** **DMC 3713** Very Light Salmon
- **A** **DMC 322** Dark Baby Blue
- **V** **DMC 3348** Light Yellow Green
- **T** **DMC 3822** Light Straw

Hearts and flowers sampler pillow

Needlepoint pattern

This page is the dark part of the chart

Columns 53 to 104, rows 67 to 156. Start at the red outline. Gray squares: charted already, do not stitch again



Key

- **DMC 823** Dark Navy Blue
- **DMC 712** Cream
- **DMC 347** Very Dark Salmon
- **DMC 350** Medium Coral
- **DMC 760** Salmon
- **DMC 815** Medium Garnet
- **DMC 783** Medium Topaz
- **X** **DMC 3347** Medium Yellow Green
- **H** **DMC 3755** Baby Blue
- **+** **DMC 3345** Dark Hunter Green
- **=** **DMC 780** Ultra Very Dark Topaz
- **Z** **DMC 3713** Very Light Salmon
- **A** **DMC 322** Dark Baby Blue
- **V** **DMC 3348** Light Yellow Green
- **T** **DMC 3822** Light Straw
- **N** **DMC 3841** Pale Baby Blue

Hearts and flowers sampler pillow

Needlepoint pattern

Columns 105 to 156, rows 67 to 156. Gray squares: charted already, do not stitch again

This page is the dark part of the chart



Key

- **DMC 823** Dark Navy Blue
- **DMC 712** Cream
- **DMC 347** Very Dark Salmon
- **DMC 350** Medium Coral
- **DMC 760** Salmon
- **DMC 815** Medium Garnet
- **DMC 783** Medium Topaz
- **X DMC 3347** Medium Yellow Green
- **H DMC 3755** Baby Blue
- **+ DMC 3345** Dark Hunter Green
- **= DMC 780** Ultra Very Dark Topaz
- **Z DMC 3713** Very Light Salmon
- **A DMC 322** Dark Baby Blue
- **V DMC 3348** Light Yellow Green
- **T DMC 3822** Light Straw
- **N DMC 3841** Pale Baby Blue