Heart of hearts ornament

Needlepoint pattern | 109 x 102 stitches | 6.1 x 5.7 in (15.4 x 14.4 cm) on 18 mesh | 9 colors



How to stitch it



1. Each square is one tent stitch, up at 1, down at 2. Lines in continental, right to left, the canvas upside down for the next row; wide areas in basketweave.
2. Cut 18 in of thread. Start and end it without a knot left behind.
3. Mark the middle of the canvas. It is the outlined square on page 2, column 55, row 51 (DMC 321): start there. Count threads, not holes.
4. Go on from it: picture first, background last. Gray squares are on two pages: stitch them once. Empty squares stay bare.
5. Last, two more rows all round in DMC 890: the board's edge hides them.

First time? How to needlepoint: flossfield.com/needlepoint/guides/how-to-start/
How to read a chart: flossfield.com/needlepoint/guides/how-to-read-a-chart/

What you need

Canvas: blank mono canvas, 18 mesh (18 threads to the inch), cut 10.5 in wide x 10 in high (26.7 x 25.4 cm).

Needle: blunt tapestry, size 22. Also masking tape for the cut edges, and small scissors.

Thread: six-strand floss, 9 colors, about 11 skeins in all (an estimate). Stitch with 4 strands (5 or 6 if canvas shows).

Make it an ornament: board, thin batting, backing fabric and twisted cord.
How to finish an ornament.

Thread list

			stitches	skeins of floss
●	**DMC 815**	Medium Garnet	2,484	2
■	**DMC 3820**	Dark Straw	1,126	1
▲	**DMC 712**	Cream	976	1
◆	**DMC 890**	Ultra Dark Pistachio Green	944	2
▼	**DMC 989**	Forest Green	554	1
★	**DMC 321**	Red	355	1
❖	**DMC 3712**	Medium Salmon	340	1
X	**DMC 369**	Very Light Pistachio Green	144	1
H	**DMC 745**	Light Pale Yellow	55	1

Skeins are estimates, with the two extra rows: the thread a stitch takes on the front and back of 18 mesh canvas, plus 30 percent, rounded up for each color.

Thread colors are approximate screen matches to DMC numbers. Check against real thread before you buy.

For your own stitching, gifts and handmade pieces you sell. Do not resell or share this PDF or copies of it.

Heart of hearts ornament

Needlepoint pattern

Columns 3 to 55, rows 3 to 100. Start at the red outline

This page is the dark part of the chart

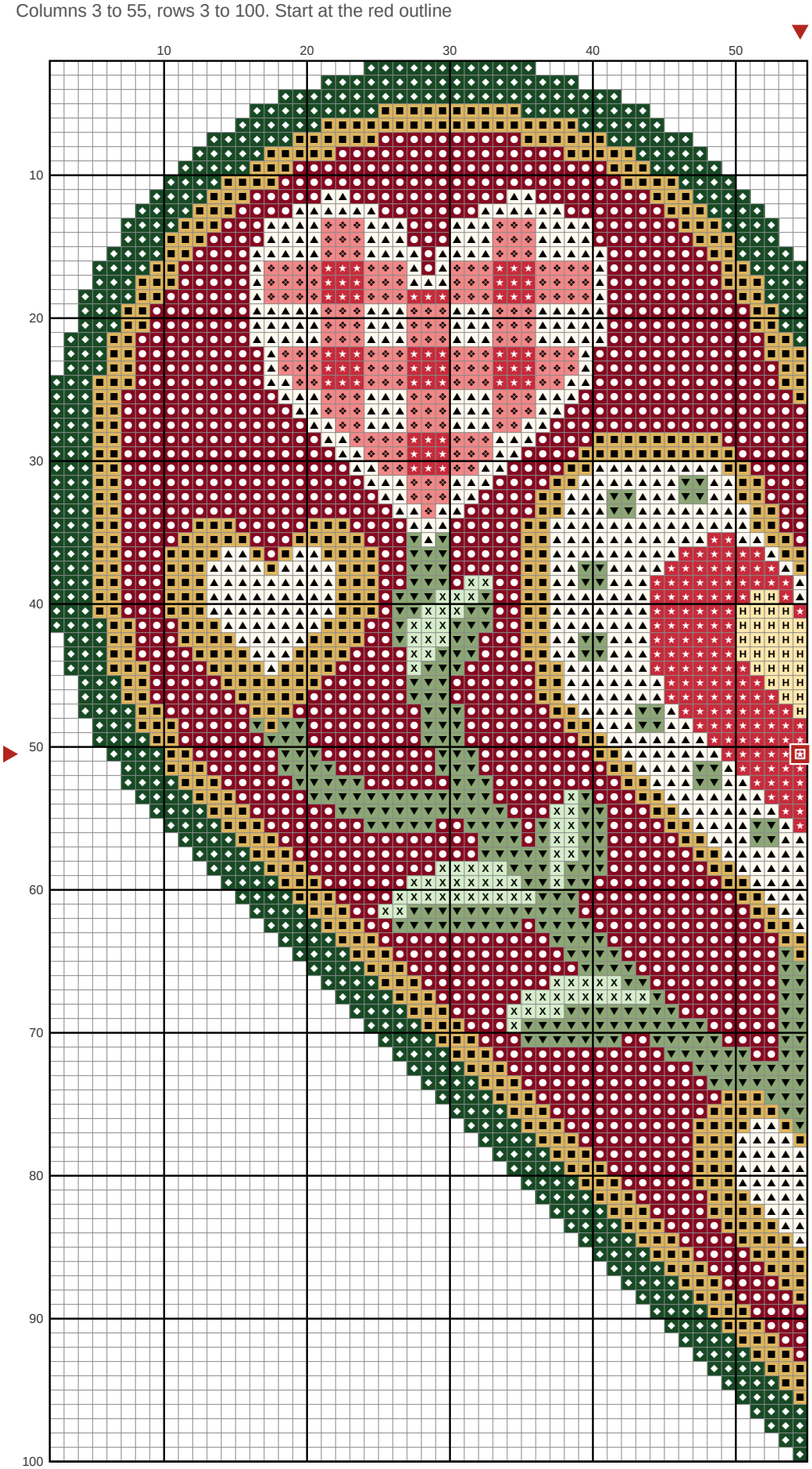

Key

- **DMC 815** Medium Garnet
- **DMC 3820** Dark Straw
- **DMC 712** Cream
- **DMC 890** Ultra Dark Pistachio Green
- **DMC 989** Forest Green
- **DMC 321** Red
- **DMC 3712** Medium Salmon
- **DMC 369** Very Light Pistachio Green
- **DMC 745** Light Pale Yellow

Heart of hearts ornament

Needlepoint pattern

This page is the dark part of the chart

Columns 56 to 107, rows 3 to 100. Gray squares: charted already, do not stitch again



Key

- **DMC 815** Medium Garnet
- **DMC 3820** Dark Straw
- **DMC 712** Cream
- **DMC 890** Ultra Dark Pistachio Green
- **DMC 989** Forest Green
- **DMC 321** Red
- **DMC 3712** Medium Salmon
- **X** **DMC 369** Very Light Pistachio Green
- **H** **DMC 745** Light Pale Yellow