Queen Anne diamonds and strawberries

Needlepoint pattern | 160 x 160 stitches | 16 x 16 in (40.6 x 40.6 cm) on 10 mesh | 20 colors



Thread key, DMC

			stitches	yards	skeins
●	**712**	Cream	6,279	78	10
□	**823**	Dark Navy Blue	6,038	75	10
▲	**783**	Medium Topaz	2,614	33	4
◆	**815**	Medium Garnet	2,394	30	4
▼	**469**	Avocado Green	1,275	16	2
★	**347**	Very Dark Salmon	1,248	16	2
❖	**B5200**	Snow White	961	12	2
X	**471**	Very Light Avocado Green	907	12	2
O	**3712**	Medium Salmon	862	11	2
+	**761**	Light Salmon	826	11	2
=	**935**	Dark Avocado Green	512	7	1
Z	**334**	Medium Baby Blue	480	6	1
A	**321**	Red	378	5	1
V	**3348**	Light Yellow Green	315	4	1
T	**3841**	Pale Baby Blue	288	4	1
N	**498**	Dark Red	84	2	1
S	**351**	Coral	70	1	1
K	**745**	Light Pale Yellow	25	1	1
E	**780**	Ultra Very Dark Topaz	22	1	1
C	**352**	Light Coral	22	1	1

One chart square is one tent stitch over one canvas intersection.

Cut the canvas at least 20 x 20 in (50.8 x 50.8 cm) for 10 mesh: the design and 2 in (5.1 cm) of margin on every side.

25,600 stitches in all. Start from the center: a red arrow above the chart marks the center column, and one to the left of it the center row. The arrows are on the pages those lines cross.

The chart is on 5 pages, each cut to what is stitched: bare canvas has no page, and a join falls on plain ground where it can. Pages 2 and 3 are turned on their side, for a part that is wider than it is tall. Where chart pages join, gray squares repeat two rows or columns. The small picture at the top of each chart page shows which part it is.

Thread: pearl cotton size 3, 2 strands in the needle on 10 mesh, about 50 skeins of 16.4 yd in all. Or six-strand floss, 8 to 10 strands, about 73 skeins of 8.7 yd; or tapestry wool, 1 strand, about 48 skeins of 8.7 yd; or Persian wool, 3 strands, about 51 skeins of 8 yd. Wool is numbered differently: match it by eye. Needle: tapestry, size 16 or 18.

Yards and skeins are estimates: the thread a stitch takes on the front and back of 10 mesh canvas, plus 30 percent, rounded up for each color (about 326 yards in all, as the thread lies in the needle).

Thread colors are approximate screen matches to DMC numbers. Check against real thread before you buy.

Make it a pillow: also have backing fabric, an insert the size of the stitching or an inch larger, and cord or piping for the edge. The seam takes the last two rows: stitch two extra rows all round, or keep the edge plain. "How to finish a pillow" is a guide linked from this pattern's page.

For your own stitching, gifts and handmade pieces you sell. Do not resell or share this PDF or copies of it.

Queen Anne diamonds and strawberries

Needlepoint pattern

Chart 1 of 5: columns 1 to 80, rows 1 to 66

This page is the dark part of the chart



Key

- DMC 712 Cream
- DMC 823 Dark Navy Blue
- DMC 783 Medium Topaz
- DMC 815 Medium Garnet
- DMC 469 Avocado Green
- DMC 347 Very Dark Salmon
- DMC B5200 Snow White
- DMC 471 Very Light Avocado Green
- DMC 3712 Medium Salmon
- DMC 761 Light Salmon
- DMC 935 Dark Avocado Green
- DMC 334 Medium Baby Blue
- DMC 3348 Light Yellow Green
- DMC 3841 Pale Baby Blue

Queen Anne diamonds and strawberries

Needlepoint pattern

Chart 2 of 5: columns 81 to 160, rows 1 to 66; gray squares repeat columns 79 and 80

This page is the dark part of the chart



Key

●	DMC 712	Cream
■	DMC 823	Dark Navy Blue
▲	DMC 783	Medium Topaz
◆	DMC 815	Medium Garnet
▼	DMC 469	Avocado Green
★	DMC 347	Very Dark Salmon
❖	DMC B5200	Snow White
X	DMC 471	Very Light Avocado Green
O	DMC 3712	Medium Salmon
+	DMC 761	Light Salmon
=	DMC 935	Dark Avocado Green
Z	DMC 334	Medium Baby Blue
V	DMC 3348	Light Yellow Green
T	DMC 3841	Pale Baby Blue

Queen Anne diamonds and strawberries Needlepoint pattern

Chart 3 of 5: columns 1 to 54, rows 67 to 160; gray squares repeat rows 65 and 66

This page is the dark part of the chart



Key

- ● DMC 712 Cream
- ■ DMC 823
- ▲ DMC 783
- ◆ DMC 815
- ▼ DMC 469
- ★ DMC 347
- ❖ DMC B5200
- X DMC 471
- O DMC 3712
- \+ DMC 761
- = DMC 935
- Z DMC 334
- A DMC 321 Red
- V DMC 3348
- T DMC 3841
- N DMC 498 Dark Red
- S DMC 351 Coral
- K DMC 745
- C DMC 352 Light Coral

Queen Anne diamonds and strawberries

Needlepoint pattern

This page is the dark part of the chart

Chart 4 of 5: columns 55 to 107, rows 67 to 160; gray squares repeat columns 53 and 54 and rows 65 and 66



Key

- ● DMC 712 Cream
- ■ DMC 823
- ▲ DMC 783
- ◆ DMC 815
- ▼ DMC 469
- ★ DMC 347
- ❖ DMC B5200
- X DMC 471
- O DMC 3712
- \+ DMC 761
- = DMC 935
- Z DMC 334
- A DMC 321 Red
- V DMC 3348
- T DMC 3841
- N DMC 498 Dark Red
- S DMC 351 Coral
- K DMC 745
- E DMC 780
- C DMC 352

Queen Anne diamonds and strawberries

Needlepoint pattern

This page is the dark part of the chart

Chart 5 of 5: columns 108 to 160, rows 67 to 160; gray squares repeat columns 106 and 107 and rows 65 and 66



Key

- ● DMC 712 Cream
- ■ DMC 823
- ▲ DMC 783
- ◆ DMC 815
- ▼ DMC 469
- ★ DMC 347
- ❖ DMC B5200
- X DMC 471
- O DMC 3712
- \+ DMC 761
- = DMC 935
- Z DMC 334
- A DMC 321 Red
- V DMC 3348
- T DMC 3841
- N DMC 498 Dark Red
- K DMC 745