Be merry, bitten gingerbread

Needlepoint pattern | 160 x 160 stitches | 16 x 16 in (40.6 x 40.6 cm) on 10 mesh | 23 colors



How to stitch it



1. Each square is one tent stitch, up at 1, down at 2. Lines in continental, right to left, the canvas upside down for the next row; wide areas in basketweave.
2. Cut 18 in of thread. Start and end it without a knot left behind.
3. Mark the middle of the canvas. It is the outlined square on page 5, column 80, row 80 (DMC 504): start there. Count threads, not holes.
4. Go on from it: picture first, background last. Gray squares are on two pages: stitch them once.
5. Last, two more rows all round in DMC 504: the seam hides them.

First time? How to needlepoint: flossfield.com/needlepoint/guides/how-to-start/
How to read a chart: flossfield.com/needlepoint/guides/how-to-read-a-chart/

What you need

Canvas: blank mono canvas, 10 mesh (10 threads to the inch), cut 20.5 in square (52.1 cm).

Needle: blunt tapestry, size 18. Also masking tape for the cut edges, and small scissors.

Thread: pearl cotton size 3, 23 colors, about 55 skeins in all (an estimate). Stitch with 2 lengths together.

Make it a pillow: backing fabric, an insert the size of the stitching or an inch larger, and cord or piping for the edge. How to finish a pillow.

Thread list, DMC

			stitches	skeins
●	504	Very Light Blue Green	14,179	24
■	3776	Light Mahogany	1,688	3
▲	300	Very Dark Mahogany	1,391	3
◆	3733	Dusty Rose	1,385	3
▼	BLANC	White	1,295	2
★	326	Very Dark Rose	1,051	2
❖	3731	Very Dark Dusty Rose	698	2
X	932	Light Antique Blue	527	1
H	3848	Medium Teal Green	500	1
+	3354	Light Dusty Rose	486	1
=	775	Very Light Baby Blue	421	1
Z	301	Medium Mahogany	367	1
A	931	Medium Antique Blue	360	1
V	3752	Very Light Antique Blue	247	1
T	402	Very Light Mahogany	203	1
N	400	Dark Mahogany	201	1
S	3847	Dark Teal Green	188	1
K	3827	Pale Golden Brown	117	1
E	3371	Black Brown	101	1
C	3766	Light Peacock Blue	93	1
P	739	Ultra Very Light Tan	54	1
U	154	Very Dark Grape	24	1
L	747	Very Light Sky Blue	24	1

Skeins are estimates, with the two extra rows: the thread a stitch takes on the front and back of 10 mesh canvas, plus 30 percent, rounded up for each color.

Thread colors are approximate screen matches to DMC numbers. Check against real thread before you buy.

For your own stitching, gifts and handmade pieces you sell. Do not resell or share this PDF or copies of it.

Be merry, bitten gingerbread

Needlepoint pattern

Columns 1 to 80, rows 1 to 69

This page is the dark part of the chart

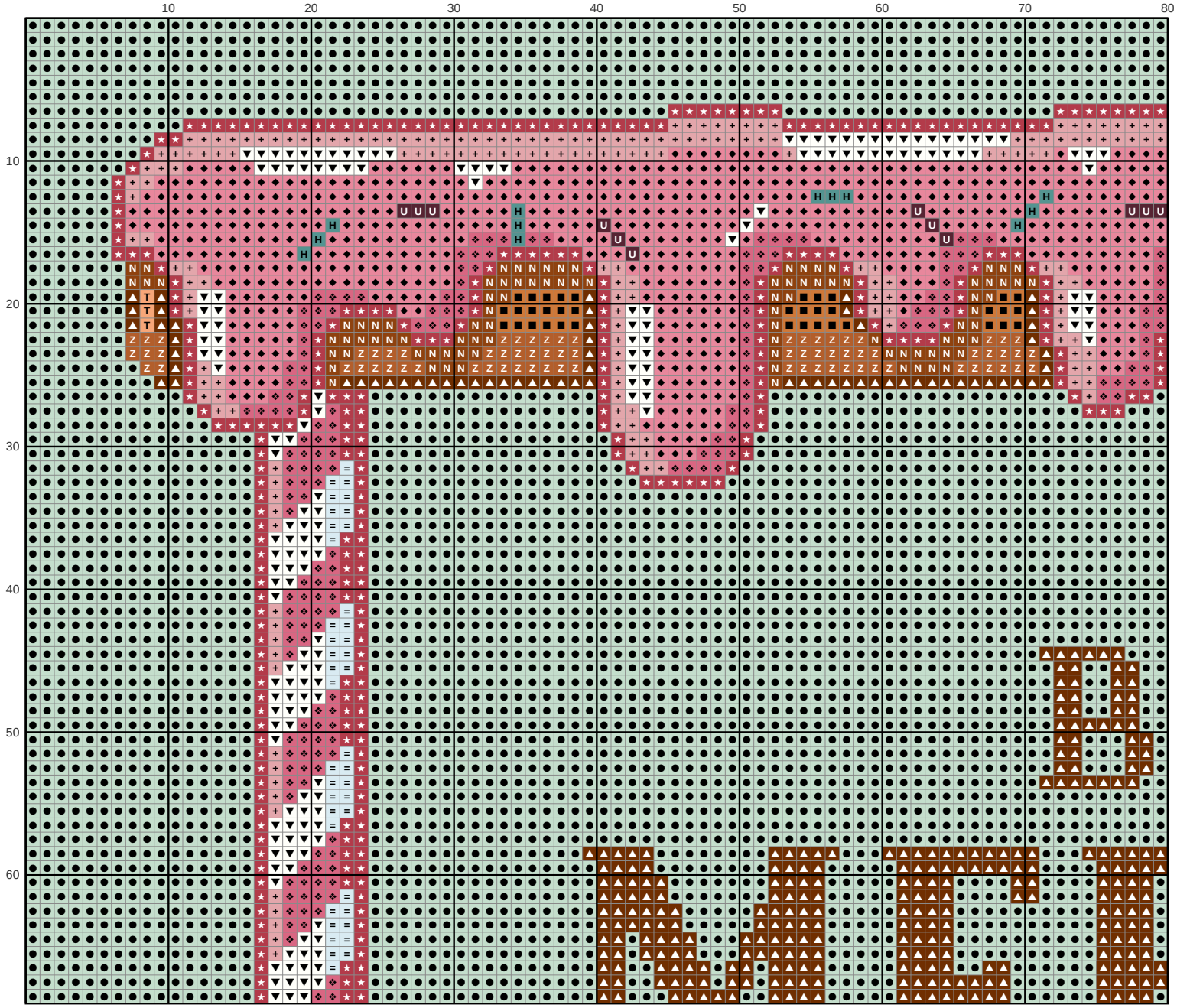

Key

- DMC 504 — Very Light Blue Green
- DMC 3776 — Light Mahogany
- DMC 300 — Very Dark Mahogany
- DMC 3733 — Dusty Rose
- DMC BLANC — White
- DMC 326 — Very Dark Rose
- DMC 3731 — Very Dark Dusty Rose
- DMC 3848 — Medium Teal Green
- DMC 3354 — Light Dusty Rose
- DMC 775 — Very Light Baby Blue
- DMC 301 — Medium Mahogany
- DMC 402 — Very Light Mahogany
- DMC 400 — Dark Mahogany
- DMC 154 — Very Dark Grape

Be merry, bitten gingerbread

Needlepoint pattern

Columns 81 to 160, rows 1 to 69. Gray squares: charted already, do not stitch again

This page is the dark part of the chart

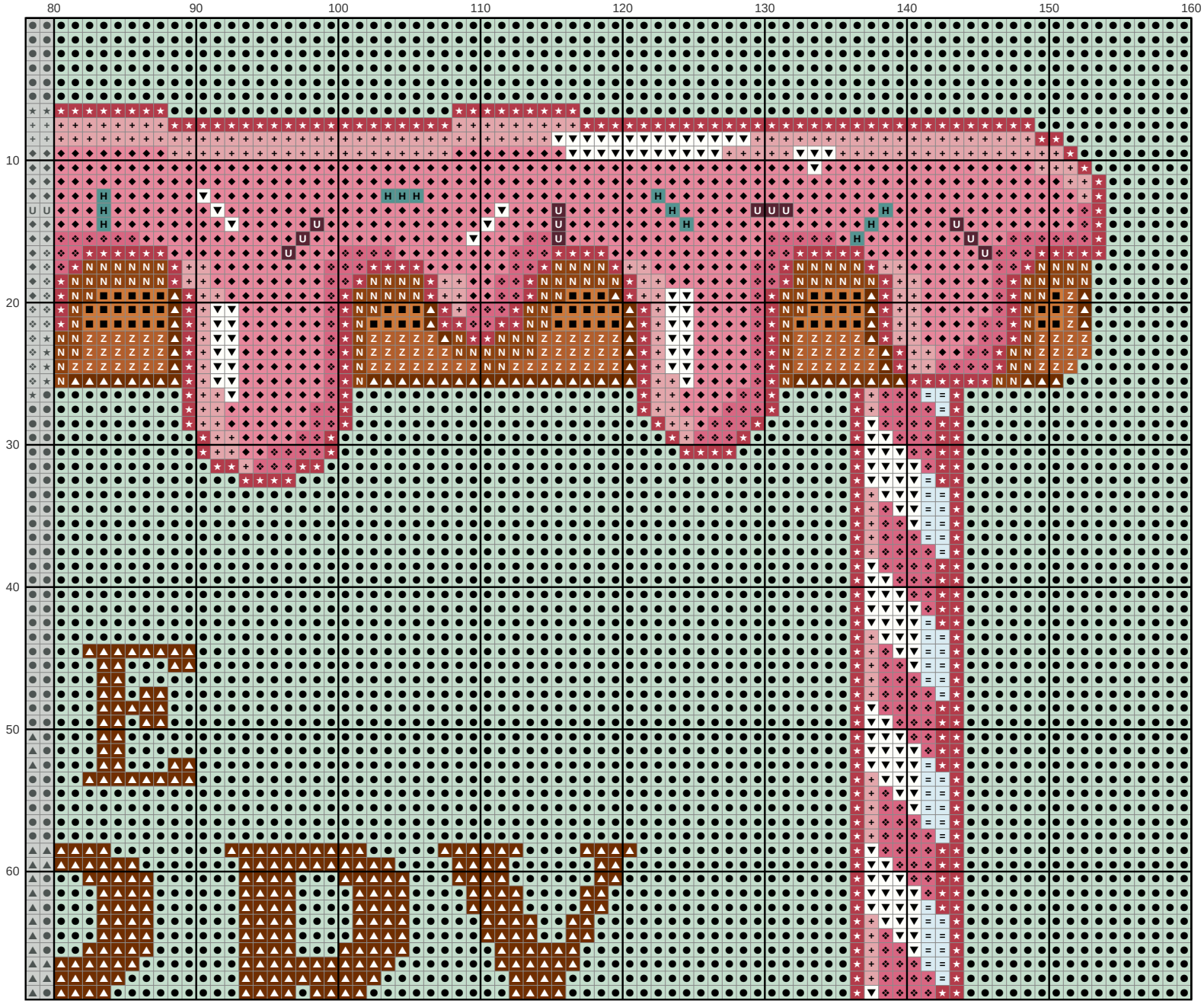

Key

- DMC 504 — Very Light Blue Green
- DMC 3776 — Light Mahogany
- DMC 300 — Very Dark Mahogany
- DMC 3733 — Dusty Rose
- DMC BLANC — White
- DMC 326 — Very Dark Rose
- DMC 3731 — Very Dark Dusty Rose
- DMC 3848 — Medium Teal Green
- DMC 3354 — Light Dusty Rose
- DMC 775 — Very Light Baby Blue
- DMC 301 — Medium Mahogany
- DMC 400 — Dark Mahogany
- DMC 154 — Very Dark Grape

Be merry, bitten gingerbread

Needlepoint pattern

This page is the dark part of the chart

Columns 1 to 54, rows 70 to 160. Gray squares: charted already, do not stitch again



Key

- ● **DMC 504** Very Light Blue Green
- ■ **DMC 3776** Light Mahogany
- ▲ **DMC 300** Very Dark Mahogany
- ◆ **DMC 3733** Dusty Rose
- ▼ **DMC BLANC** White
- ★ **DMC 326** Very Dark Rose
- ❖ **DMC 3731** Very Dark Dusty Rose
- X **DMC 932** Light Antique Blue
- \+ **DMC 3354** Light Dusty Rose
- = **DMC 775** Very Light Baby Blue
- Z **DMC 301** Medium Mahogany
- A **DMC 931** Medium Antique Blue
- V **DMC 3752** Very Light Antique Blue
- T **DMC 402** Very Light Mahogany
- E **DMC 3371** Black Brown

Be merry, bitten gingerbread

Needlepoint pattern

This page is the dark part of the chart

Columns 55 to 107, rows 70 to 160. Start at the red outline. Gray squares: charted already, do not stitch again

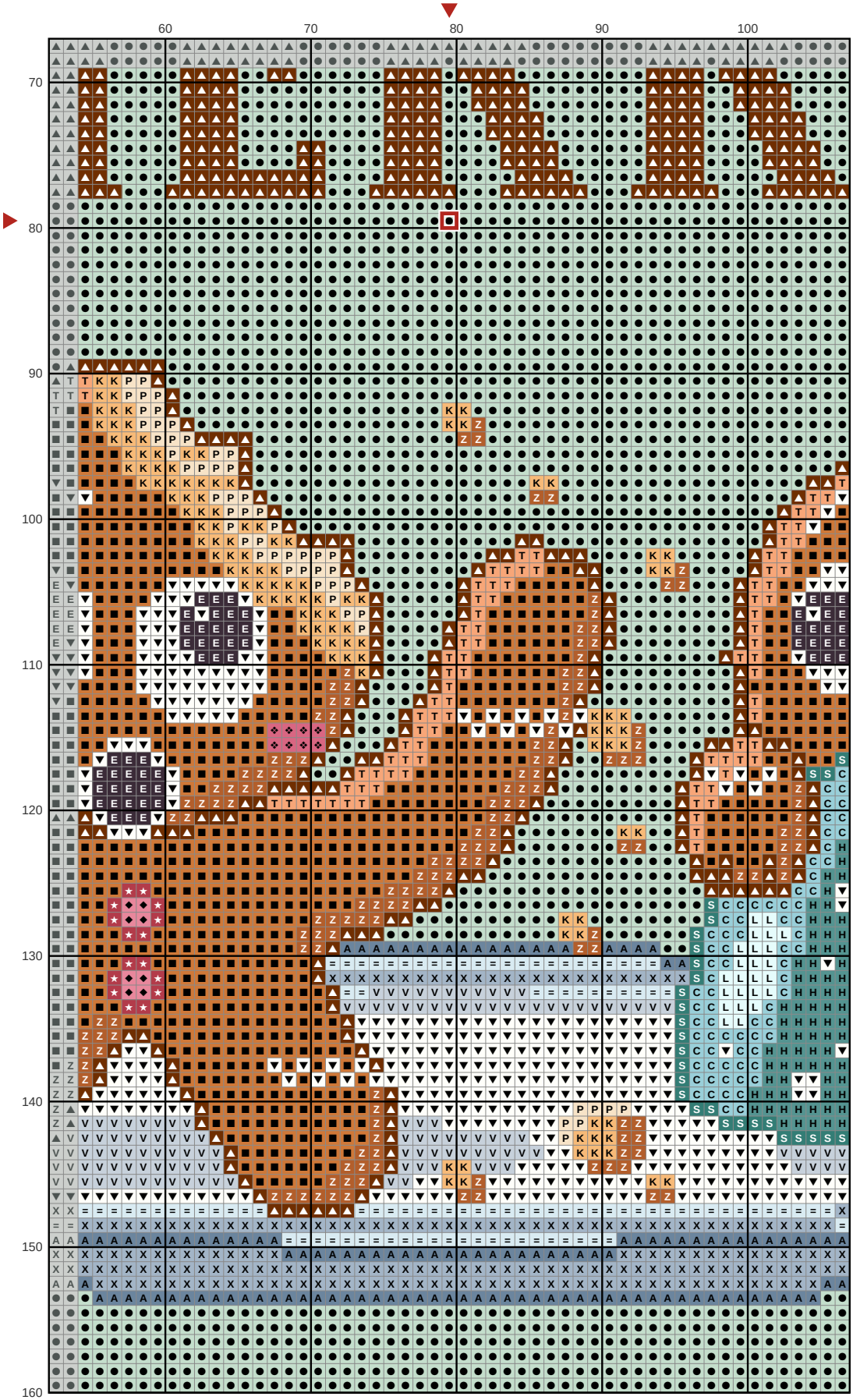

Key

- ● **DMC 504** Very Light Blue Green
- ■ **DMC 3776** Light Mahogany
- ▲ **DMC 300** Very Dark Mahogany
- ◆ **DMC 3733** Dusty Rose
- ▼ **DMC BLANC** White
- ★ **DMC 326** Very Dark Rose
- ❖ **DMC 3731** Very Dark Dusty Rose
- X **DMC 932** Light Antique Blue
- H **DMC 3848** Medium Teal Green
- = **DMC 775** Very Light Baby Blue
- Z **DMC 301** Medium Mahogany
- A **DMC 931** Medium Antique Blue
- V **DMC 3752** Very Light Antique Blue
- T **DMC 402** Very Light Mahogany
- S **DMC 3847** Dark Teal Green
- K **DMC 3827** Pale Golden Brown
- E **DMC 3371** Black Brown
- C **DMC 3766** Light Peacock Blue
- P **DMC 739** Ultra Very Light Tan
- L **DMC 747** Very Light Sky Blue

Be merry, bitten gingerbread

Needlepoint pattern

This page is the dark part of the chart

Columns 108 to 160, rows 70 to 160. Gray squares: charted already, do not stitch again



Key

- ● **DMC 504** Very Light Blue Green
- ■ **DMC 3776** Light Mahogany
- ▲ **DMC 300** Very Dark Mahogany
- ◆ **DMC 3733** Dusty Rose
- ▼ **DMC BLANC** White
- ★ **DMC 326** Very Dark Rose
- ❖ **DMC 3731** Very Dark Dusty Rose
- X **DMC 932** Light Antique Blue
- H **DMC 3848** Medium Teal Green
- \+ **DMC 3354** Light Dusty Rose
- = **DMC 775** Very Light Baby Blue
- Z **DMC 301** Medium Mahogany
- A **DMC 931** Medium Antique Blue
- V **DMC 3752** Very Light Antique Blue
- T **DMC 402** Very Light Mahogany
- S **DMC 3847** Dark Teal Green
- E **DMC 3371** Black Brown
- C **DMC 3766** Light Peacock Blue