Guten Morgen, coffee cup cats

Needlepoint pattern | 150 x 158 stitches | 15 x 15.8 in (38.1 x 40.1 cm) on 10 mesh | 24 colors



How to stitch it



1. Each square is one tent stitch, up at 1, down at 2. Lines in continental, right to left, the canvas upside down for the next row; wide areas in basketweave.
2. Cut 18 in of thread. Start and end it without a knot left behind.
3. Mark the middle of the canvas. It is the outlined square on page 2, column 75, row 79 (DMC ECRU): start there. Count threads, not holes.
4. Go on from it: picture first, background last. Gray squares are on two pages: stitch them once.
5. Last, two more rows all round in DMC ECRU: the seam hides them.

First time? How to needlepoint: flossfield.com/needlepoint/guides/how-to-start/
How to read a chart: flossfield.com/needlepoint/guides/how-to-read-a-chart/

What you need

Canvas: blank mono canvas, 10 mesh (10 threads to the inch), cut 19.5 in wide x 20.5 in high (49.5 x 52.1 cm).

Needle: blunt tapestry, size 18. Also masking tape for the cut edges, and small scissors.

Thread: pearl cotton size 3, 24 colors, about 51 skeins in all (an estimate). Stitch with 2 lengths together.

Make it a pillow: backing fabric, an insert the size of the stitching or an inch larger, and cord or piping for the edge. How to finish a pillow.

Thread list, DMC

			stitches	skeins
●	ECRU	Ecru	13,785	23
■	3865	Winter White	1,645	3
▲	815	Medium Garnet	1,013	2
◆	433	Medium Brown	804	2
▼	3346	Hunter Green	750	2
★	3345	Dark Hunter Green	557	1
❖	347	Very Dark Salmon	534	1
X	840	Medium Beige Brown	522	1
H	437	Light Tan	388	1
+	435	Very Light Brown	361	1
=	801	Dark Coffee Brown	356	1
Z	400	Dark Mahogany	341	1
A	3776	Light Mahogany	314	1
V	3328	Dark Salmon	304	1
T	842	Very Light Beige Brown	269	1
N	3347	Medium Yellow Green	268	1
S	500	Very Dark Blue Green	243	1
K	503	Medium Blue Green	242	1
E	502	Blue Green	206	1
C	760	Salmon	193	1
P	402	Very Light Mahogany	176	1
U	3371	Black Brown	174	1
L	938	Ultra Dark Coffee Brown	136	1
2	301	Medium Mahogany	119	1

Skeins are estimates, with the two extra rows: the thread a stitch takes on the front and back of 10 mesh canvas, plus 30 percent, rounded up for each color.

Thread colors are approximate screen matches to DMC numbers. Check against real thread before you buy.

For your own stitching, gifts and handmade pieces you sell. Do not resell or share this PDF or copies of it.

Guten Morgen, coffee cup cats

Needlepoint pattern

Columns 1 to 75, rows 1 to 83. Start at the red outline

This page is the dark part of the chart



Key

- **DMC ECRU** Ecru
- **DMC 3865** Winter White
- **DMC 815** Medium Garnet
- **DMC 433** Medium Brown
- **DMC 3346** Hunter Green
- **DMC 3345** Dark Hunter Green
- **DMC 347** Very Dark Salmon
- **DMC 840** Medium Beige Brown
- **DMC 437** Light Tan
- **DMC 435** Very Light Brown
- **DMC 801** Dark Coffee Brown
- **DMC 3776** Light Mahogany
- **DMC 842** Very Light Beige Brown
- **DMC 3347** Medium Yellow Green
- **DMC 301** Medium Mahogany

Guten Morgen, coffee cup cats

Needlepoint pattern

This page is the dark part of the chart

Columns 76 to 150, rows 1 to 83. Gray squares: charted already, do not stitch again



Key

- ● **DMC ECRU** Ecru
- ■ **DMC 3865** Winter White
- ▲ **DMC 815** Medium Garnet
- ◆ **DMC 433** Medium Brown
- ▼ **DMC 3346** Hunter Green
- ★ **DMC 3345** Dark Hunter Green
- ❖ **DMC 347** Very Dark Salmon
- X **DMC 840** Medium Beige Brown
- H **DMC 437** Light Tan
- \+ **DMC 435** Very Light Brown
- = **DMC 801** Dark Coffee Brown
- A **DMC 3776** Light Mahogany
- T **DMC 842** Very Light Beige Brown
- N **DMC 3347** Medium Yellow Green
- 2 **DMC 301** Medium Mahogany

Guten Morgen, coffee cup cats

Needlepoint pattern

Columns 1 to 75, rows 84 to 158. Gray squares: charted already, do not stitch again

This page is the dark part of the chart



Key

- ● **DMC ECRU** Ecru
- ■ **DMC 3865** Winter White
- ◆ **DMC 433** Medium Brown
- ❖ **DMC 347** Very Dark Salmon
- X **DMC 840** Medium Beige Brown
- H **DMC 437** Light Tan
- \+ **DMC 435** Very Light Brown
- = **DMC 801** Dark Coffee Brown
- Z **DMC 400** Dark Mahogany
- A **DMC 3776** Light Mahogany
- V **DMC 3328** Dark Salmon
- T **DMC 842** Very Light Beige Brown
- S **DMC 500** Very Dark Blue Green
- K **DMC 503** Medium Blue Green
- E **DMC 502** Blue Green
- C **DMC 760** Salmon
- P **DMC 402** Very Light Mahogany
- U **DMC 3371** Black Brown
- L **DMC 938** Ultra Dark Coffee Brown
- 2 **DMC 301** Medium Mahogany

Guten Morgen, coffee cup cats

Needlepoint pattern

This page is the dark part of the chart



Columns 76 to 150, rows 84 to 158. Gray squares: charted already, do not stitch again



Key

- ● **DMC ECRU** Ecru
- ■ **DMC 3865** Winter White
- ▲ **DMC 815** Medium Garnet
- ◆ **DMC 433** Medium Brown
- ▼ **DMC 3346** Hunter Green
- ❖ **DMC 347** Very Dark Salmon
- X **DMC 840** Medium Beige Brown
- H **DMC 437** Light Tan
- \+ **DMC 435** Very Light Brown
- = **DMC 801** Dark Coffee Brown
- Z **DMC 400** Dark Mahogany
- A **DMC 3776** Light Mahogany
- V **DMC 3328** Dark Salmon
- T **DMC 842** Very Light Beige Brown
- N **DMC 3347** Medium Yellow Green
- S **DMC 500** Very Dark Blue Green
- K **DMC 503** Medium Blue Green
- E **DMC 502** Blue Green
- C **DMC 760** Salmon
- P **DMC 402** Very Light Mahogany
- U **DMC 3371** Black Brown
- L **DMC 938** Ultra Dark Coffee Brown
- 2 **DMC 301** Medium Mahogany