Little trees sampler

Needlepoint pattern | 90 x 90 stitches | 5 x 5 in (12.7 x 12.7 cm) on 18 mesh | 18 colors



How to stitch it



1. Each square is one tent stitch, up at 1, down at 2. Lines in continental, right to left, the canvas upside down for the next row; wide areas in basketweave.
2. Cut 18 in of thread. Start and end it without a knot left behind.
3. Mark the middle of the canvas. It is the outlined square on page 2, column 45, row 45 (DMC 783): start there. Count threads, not holes.
4. Go on from it: picture first, background last. Gray squares are on two pages: stitch them once.
5. Last, two more rows all round in DMC 898: the opening's edge hides them.

First time? How to needlepoint: flossfield.com/needlepoint/guides/how-to-start/
How to read a chart: flossfield.com/needlepoint/guides/how-to-read-a-chart/

What you need

Canvas: blank mono canvas, 18 mesh (18 threads to the inch), cut 9.5 in square (24.1 cm).

Needle: blunt tapestry, size 22. Also masking tape for the cut edges, and small scissors.

Thread: six-strand floss, 18 colors, about 20 skeins in all (an estimate). Stitch with 4 strands (5 or 6 if canvas shows).

Fit it into a lid: the box or tray, acid-free board and backing. Measure the opening first.
How to fit it into a lid.

Thread list, DMC

			stitches	skeins
●	**301**	Medium Mahogany	1,332	2
□	**898**	Very Dark Coffee Brown	1,111	2
▲	**895**	Very Dark Hunter Green	827	1
◆	**745**	Light Pale Yellow	780	1
▼	**3347**	Medium Yellow Green	667	1
★	**225**	Ultra Very Light Shell Pink	651	1
❖	**930**	Dark Antique Blue	584	1
X	**3810**	Dark Turquoise	527	1
H	**3865**	Winter White	363	1
+	**472**	Ultra Light Avocado Green	242	1
=	**726**	Light Topaz	238	1
Z	**347**	Very Dark Salmon	159	1
A	**783**	Medium Topaz	127	1
V	**721**	Medium Orange Spice	126	1
T	**995**	Dark Electric Blue	114	1
N	**815**	Medium Garnet	87	1
S	**932**	Light Antique Blue	83	1
K	**224**	Very Light Shell Pink	82	1

Skeins are estimates, with the two extra rows: the thread a stitch takes on the front and back of 18 mesh canvas, plus 30 percent, rounded up for each color.

Thread colors are approximate screen matches to DMC numbers. Check against real thread before you buy.

For your own stitching, gifts and handmade pieces you sell. Do not resell or share this PDF or copies of it.

Little trees sampler

Needlepoint pattern

Columns 1 to 49, rows 1 to 90. Start at the red outline

This page is the dark part of the chart



Key

- **DMC 301** Medium Mahogany
- **DMC 898** Very Dark Coffee Brown
- **DMC 895** Very Dark Hunter Green
- **DMC 745** Light Pale Yellow
- **DMC 3347** Medium Yellow Green
- **DMC 225** Ultra Very Light Shell Pink
- **DMC 930** Dark Antique Blue
- **DMC 3810** Dark Turquoise
- **DMC 3865** Winter White
- **DMC 472** Ultra Light Avocado Green
- **DMC 726** Light Topaz
- **DMC 347** Very Dark Salmon
- **DMC 783** Medium Topaz
- **DMC 721** Medium Orange Spice
- **DMC 995** Dark Electric Blue
- **DMC 815** Medium Garnet
- **DMC 932** Light Antique Blue
- **DMC 224** Very Light Shell Pink

Little trees sampler

Needlepoint pattern

Columns 50 to 90, rows 1 to 90. Gray squares: charted already, do not stitch again

This page is the dark part of the chart



Key

- **DMC 301** Medium Mahogany
- **DMC 898** Very Dark Coffee Brown
- **DMC 895** Very Dark Hunter Green
- **DMC 745** Light Pale Yellow
- **DMC 3347** Medium Yellow Green
- **DMC 225** Ultra Very Light Shell Pink
- **DMC 930** Dark Antique Blue
- **DMC 3810** Dark Turquoise
- **DMC 3865** Winter White
- **DMC 472** Ultra Light Avocado Green
- **DMC 726** Light Topaz
- **DMC 347** Very Dark Salmon
- **DMC 783** Medium Topaz
- **DMC 721** Medium Orange Spice
- **DMC 995** Dark Electric Blue
- **DMC 815** Medium Garnet
- **DMC 932** Light Antique Blue