French Aubusson rug

Needlepoint pattern | 180 x 270 stitches | 18 x 27 in (45.7 x 68.6 cm) on 10 mesh | 24 colors



Thread key, DMC

			stitches	yards	skeins
●	**3047**	Light Yellow Beige	8,110	100	13
□	**3362**	Dark Pine Green	6,683	83	11
▲	**833**	Light Golden Olive	4,576	57	7
◆	**829**	Very Dark Golden Olive	3,860	48	6
▼	**3371**	Black Brown	3,629	45	6
★	**154**	Very Dark Grape	2,708	34	5
❖	**3859**	Light Rosewood	2,196	28	4
X	**831**	Medium Golden Olive	2,064	26	4
O	**712**	Cream	2,020	25	4
+	**522**	Fern Green	1,862	23	3
=	**677**	Very Light Old Gold	1,801	23	3
Z	**224**	Very Light Shell Pink	1,472	19	3
A	**523**	Light Fern Green	1,305	17	2
V	**221**	Very Dark Shell Pink	1,286	16	2
T	**3722**	Medium Shell Pink	1,230	16	2
N	**524**	Very Light Fern Green	1,007	13	2
S	**223**	Light Shell Pink	975	13	2
K	**225**	Ultra Very Light Shell Pink	545	7	1
E	**3830**	Terra Cotta	411	6	1
C	**355**	Dark Terra Cotta	256	4	1
P	**3721**	Dark Shell Pink	243	3	1
U	**794**	Light Cornflower Blue	157	2	1
L	**792**	Dark Cornflower Blue	148	2	1
2	**3778**	Light Terra Cotta	56	1	1

One chart square is one tent stitch over one canvas intersection.

Cut the canvas at least 22 x 31 in (55.9 x 78.7 cm) for 10 mesh: the design and 2 in (5.1 cm) of margin on every side.

48,600 stitches in all. Start from the center: a red arrow above the chart marks the center column, and one to the left of it the center row. The arrows are on the pages those lines cross.

The chart is on 8 pages, each cut to what is stitched: bare canvas has no page, and a join falls on plain ground where it can. Pages 2 and 3 are turned on their side, for a part that is wider than it is tall. Where chart pages join, gray squares repeat two rows or columns. The small picture at the top of each chart page shows which part it is.

Thread: pearl cotton size 3, 2 strands in the needle on 10 mesh, about 86 skeins of 16.4 yd in all. Or six-strand floss, 8 to 10 strands, about 128 skeins of 8.7 yd; or tapestry wool, 1 strand, about 81 skeins of 8.7 yd; or Persian wool, 3 strands, about 88 skeins of 8 yd. Wool is numbered differently: match it by eye. Needle: tapestry, size 16 or 18.

Yards and skeins are estimates: the thread a stitch takes on the front and back of 10 mesh canvas, plus 30 percent, rounded up for each color (about 611 yards in all, as the thread lies in the needle).

Thread colors are approximate screen matches to DMC numbers. Check against real thread before you buy.

When it is stitched: also have a finisher, or the fabric and cord to make it up yourself. Ask before you stitch the edge: some finishes take extra rows. "Ways to finish needlepoint" is a guide linked from this pattern's page.

For your own stitching, gifts and handmade pieces you sell. Do not resell or share this PDF or copies of it.

French Aubusson rug

Needlepoint pattern

Chart 1 of 8: columns 1 to 90, rows 1 to 69

This page is the dark part of the chart



Key

- ● DMC 3047
- ■ DMC 3362
- ▲ DMC 833
- ◆ DMC 829
- ▼ DMC 3371 Black Brown
- ★ DMC 154
- ❖ DMC 3859
- X DMC 831
- O DMC 712 Cream
- \+ DMC 522 Fern Green
- = DMC 677
- Z DMC 224
- A DMC 523
- V DMC 221
- T DMC 3722
- N DMC 524
- S DMC 223 Light Shell Pink
- K DMC 225
- P DMC 3721

French Aubusson rug

Needlepoint pattern

Chart 2 of 8: columns 91 to 180, rows 1 to 69; gray squares repeat columns 89 and 90

This page is the dark part of the chart



Key

- DMC 3047
- DMC 3362
- DMC 833
- DMC 829
- DMC 3371
- DMC 154
- DMC 3859
- DMC 831
- DMC 712 Cream
- DMC 522
- DMC 677
- DMC 224
- DMC 523
- DMC 221
- DMC 3722
- DMC 524
- DMC 223
- DMC 225
- DMC 3721

French Aubusson rug

Needlepoint pattern

This page is the dark part of the chart

Chart 3 of 8: columns 1 to 60, rows 70 to 169; gray squares repeat rows 68 and 69



French Aubusson rug

Needlepoint pattern

This page is the dark part of the chart

Chart 4 of 8: columns 61 to 120, rows 70 to 169; gray squares repeat columns 59 and 60 and rows 68 and 69



French Aubusson rug

Needlepoint pattern

This page is the dark part of the chart

Chart 5 of 8: columns 121 to 180, rows 70 to 169; gray squares repeat columns 119 and 120 and rows 68 and 69



French Aubusson rug

Needlepoint pattern

This page is the dark part of the chart

Chart 6 of 8: columns 1 to 60, rows 170 to 270; gray squares repeat rows 168 and 169



French Aubusson rug

Needlepoint pattern

This page is the dark part of the chart

Chart 7 of 8: columns 61 to 120, rows 170 to 270; gray squares repeat columns 59 and 60 and rows 168 and 169



French Aubusson rug

Needlepoint pattern

This page is the dark part of the chart

Chart 8 of 8: columns 121 to 180, rows 170 to 270; gray squares repeat columns 119 and 120 and rows 168 and 169

