French Aubusson rug

Needlepoint pattern | 180 x 270 stitches | 18 x 27 in (45.7 x 68.6 cm) on 10 mesh | 24 colors



Thread key, DMC

			stitches	yards	skeins
●	3047	Light Yellow Beige	8,110	100	13
■	3362	Dark Pine Green	6,683	83	11
▲	833	Light Golden Olive	4,576	57	7
◆	829	Very Dark Golden Olive	3,860	48	6
▼	3371	Black Brown	3,629	45	6
★	154	Very Dark Grape	2,708	34	5
❖	3859	Light Rosewood	2,196	28	4
X	831	Medium Golden Olive	2,064	26	4
O	712	Cream	2,020	25	4
+	522	Fern Green	1,862	23	3
=	677	Very Light Old Gold	1,801	23	3
Z	224	Very Light Shell Pink	1,472	19	3
A	523	Light Fern Green	1,305	17	2
V	221	Very Dark Shell Pink	1,286	16	2
T	3722	Medium Shell Pink	1,230	16	2
N	524	Very Light Fern Green	1,007	13	2
S	223	Light Shell Pink	975	13	2
K	225	Ultra Very Light Shell Pink	545	7	1
E	3830	Terra Cotta	411	6	1
C	355	Dark Terra Cotta	256	4	1
P	3721	Dark Shell Pink	243	3	1
U	794	Light Cornflower Blue	157	2	1
L	792	Dark Cornflower Blue	148	2	1
2	3778	Light Terra Cotta	56	1	1

One chart square is one tent stitch over one canvas intersection.

Cut the canvas at least 22 x 31 in (55.9 x 78.7 cm) for 10 mesh: the design and 2 in (5.1 cm) of margin on every side.

48,600 stitches in all. Start from the center: a red arrow above the chart marks the center column, and one to the left of it the center row. The arrows are on the pages those lines cross.

The chart is on 8 pages, each cut to what is stitched: bare canvas has no page, and a join falls on plain ground where it can. Pages 2 and 3 are turned on their side, for a part that is wider than it is tall. Where chart pages join, gray squares repeat two rows or columns. The small picture at the top of each chart page shows which part it is.

Thread: pearl cotton size 3, 2 strands in the needle on 10 mesh, about 86 skeins of 16.4 yd in all. Or six-strand floss, 8 to 10 strands, about 128 skeins of 8.7 yd; or tapestry wool, 1 strand, about 81 skeins of 8.7 yd; or Persian wool, 3 strands, about 88 skeins of 8 yd. Wool is numbered differently: match it by eye. Needle: tapestry, size 16 or 18.

Yards and skeins are estimates: the thread a stitch takes on the front and back of 10 mesh canvas, plus 30 percent, rounded up for each color (about 611 yards in all, as the thread lies in the needle).

Thread colors are approximate screen matches to DMC numbers. Check against real thread before you buy.

When it is stitched: also have a finisher, or the fabric and cord to make it up yourself. Ask before you stitch the edge: some finishes take extra rows. "Ways to finish needlepoint" is a guide linked from this pattern's page.

For your own stitching, gifts and handmade pieces you sell. Do not resell or share this PDF or copies of it.

French Aubusson rug

Needlepoint pattern

Chart 1 of 8: columns 1 to 90, rows 1 to 74

This page is the dark part of the chart



Key

- DMC 3047
- DMC 3362
- DMC 833
- DMC 829
- DMC 3371
- DMC 154
- DMC 3859
- DMC 831
- DMC 712
- DMC 522
- DMC 677
- DMC 224
- DMC 523
- DMC 221
- DMC 3722
- DMC 524
- DMC 223
- DMC 225
- DMC 3721

French Aubusson rug

Needlepoint pattern

This page is the dark part of the chart

Chart 2 of 8: columns 91 to 180, rows 1 to 74; gray squares repeat columns 89 and 90



French Aubusson rug

Needlepoint pattern

Chart 3 of 8: columns 1 to 60, rows 75 to 172; gray squares repeat rows 73 and 74

This page is the dark part of the chart



Key

- ● DMC 3047
- ■ DMC 3362
- ▲ DMC 833
- ◆ DMC 829
- ▼ DMC 3371
- ★ DMC 154
- ❖ DMC 3859
- X DMC 831
- O DMC 712 Cream
- \+ DMC 522 Fern Green
- = DMC 677
- Z DMC 224
- A DMC 523
- V DMC 221
- T DMC 3722
- N DMC 524
- S DMC 223
- K DMC 225
- E DMC 3830 Terra Cotta
- C DMC 355
- P DMC 3721
- 2 DMC 3778

French Aubusson rug

Needlepoint pattern

This page is the dark part of the chart

Chart 4 of 8: columns 61 to 120, rows 75 to 172; gray squares repeat columns 59 and 60 and rows 73 and 74



Key

- ● DMC 3047
- ■ DMC 3362
- ▲ DMC 833
- ◆ DMC 829
- ▼ DMC 3371
- ★ DMC 154
- X DMC 831
- O DMC 712 Cream
- \+ DMC 522
- = DMC 677
- Z DMC 224
- A DMC 523
- V DMC 221
- T DMC 3722
- N DMC 524
- S DMC 223
- K DMC 225
- E DMC 3830
- C DMC 355
- P DMC 3721
- U DMC 794
- L DMC 792
- 2 DMC 3778

French Aubusson rug Needlepoint pattern

This page is the dark part of the chart

Chart 5 of 8: columns 121 to 180, rows 75 to 172; gray squares repeat columns 119 and 120 and rows 73 and 74



Key

- ● DMC 3047
- ■ DMC 3362
- ▲ DMC 833
- ◆ DMC 829
- ▼ DMC 3371
- ★ DMC 154
- ❖ DMC 3859
- X DMC 831
- O DMC 712 Cream
- \+ DMC 522
- = DMC 677
- Z DMC 224
- A DMC 523
- V DMC 221
- T DMC 3722
- N DMC 524
- S DMC 223
- K DMC 225
- P DMC 3721

French Aubusson rug Needlepoint pattern

This page is the dark part of the chart

Chart 6 of 8: columns 1 to 60, rows 173 to 270; gray squares repeat rows 171 and 172



Key

- ● DMC 3047
- ■ DMC 3362
- ▲ DMC 833
- ◆ DMC 829
- ▼ DMC 3371
- ★ DMC 154
- ❖ DMC 3859
- X DMC 831
- O DMC 712 Cream
- \+ DMC 522 Fern Green
- = DMC 677
- Z DMC 224
- A DMC 523
- V DMC 221
- T DMC 3722
- N DMC 524
- S DMC 223
- K DMC 225
- P DMC 3721

French Aubusson rug

Needlepoint pattern

This page is the dark part of the chart

Chart 7 of 8: columns 61 to 120, rows 173 to 270; gray squares repeat columns 59 and 60 and rows 171 and 172



Key

- ● DMC 3047
- ■ DMC 3362
- ▲ DMC 833
- ◆ DMC 829
- ▼ DMC 3371
- ★ DMC 154
- ❖ DMC 3859
- X DMC 831
- O DMC 712 Cream
- \+ DMC 522
- = DMC 677
- Z DMC 224
- A DMC 523
- V DMC 221
- T DMC 3722
- N DMC 524
- S DMC 223
- K DMC 225
- P DMC 3721

French Aubusson rug Needlepoint pattern

This page is the dark part of the chart

Chart 8 of 8: columns 121 to 180, rows 173 to 270; gray squares repeat columns 119 and 120 and rows 171 and 172



Key

- ● DMC 3047
- ■ DMC 3362
- ▲ DMC 833
- ◆ DMC 829
- ▼ DMC 3371
- ★ DMC 154
- ❖ DMC 3859
- X DMC 831
- O DMC 712 Cream
- \+ DMC 522
- = DMC 677
- Z DMC 224
- A DMC 523
- V DMC 221
- T DMC 3722
- N DMC 524
- S DMC 223
- K DMC 225
- P DMC 3721