Guadalajara pillow, painted tile birds

Needlepoint pattern | 140 x 140 stitches | 14 x 14 in (35.6 x 35.6 cm) on 10 mesh | 19 colors



How to stitch it



1. Each square is one tent stitch, up at 1, down at 2. Lines in continental, right to left, the canvas upside down for the next row; wide areas in basketweave.
2. Cut 18 in of thread. Start and end it without a knot left behind.
3. Mark the middle of the canvas. It is the outlined square on page 2, column 70, row 70 (DMC 500): start there. Count threads, not holes.
4. Go on from it: picture first, background last. Gray squares are on two pages: stitch them once.
5. Last, two more rows all round in DMC 797: the seam hides them.

First time? How to needlepoint: flossfield.com/needlepoint/guides/how-to-start/
How to read a chart: flossfield.com/needlepoint/guides/how-to-read-a-chart/

What you need

Canvas: blank mono canvas, 10 mesh (10 threads to the inch), cut 18.5 in square (47 cm).

Needle: blunt tapestry, size 18. Also masking tape for the cut edges, and small scissors.

Thread: pearl cotton size 3, 19 colors, about 43 skeins in all (an estimate). Stitch with 2 lengths together.

Make it a pillow: backing fabric, an insert the size of the stitching or an inch larger, and cord or piping for the edge. How to finish a pillow.

Thread list, DMC

			stitches	skeins
●	797	Royal Blue	3,554	8
■	725	Medium Light Topaz	3,316	5
▲	820	Very Dark Royal Blue	2,596	4
◆	ECRU	Ecru	2,122	4
▼	597	Turquoise	1,472	3
★	598	Light Turquoise	1,432	3
❖	920	Medium Copper	754	2
X	783	Medium Topaz	732	2
H	500	Very Dark Blue Green	722	2
+	322	Dark Baby Blue	648	1
=	921	Copper	512	1
Z	3813	Light Blue Green	506	1
A	502	Blue Green	434	1
V	3325	Light Baby Blue	272	1
T	918	Dark Red Copper	146	1
N	BLANC	White	120	1
S	727	Very Light Topaz	114	1
K	319	Very Dark Pistachio Green	92	1
E	823	Dark Navy Blue	56	1

Skeins are estimates, with the two extra rows: the thread a stitch takes on the front and back of 10 mesh canvas, plus 30 percent, rounded up for each color.

Thread colors are approximate screen matches to DMC numbers. Check against real thread before you buy.

For your own stitching, gifts and handmade pieces you sell. Do not resell or share this PDF or copies of it.

Guadalajara pillow, painted tile birds

Needlepoint pattern

Columns 1 to 74, rows 1 to 74. Start at the red outline

This page is the dark part of the chart



Key

- ● **DMC 797** Royal Blue
- ■ **DMC 725** Medium Light Topaz
- ▲ **DMC 820** Very Dark Royal Blue
- ◆ **DMC ECRU** Ecru
- ▼ **DMC 597** Turquoise
- ★ **DMC 598** Light Turquoise
- ❖ **DMC 920** Medium Copper
- X **DMC 783** Medium Topaz
- H **DMC 500** Very Dark Blue Green
- \+ **DMC 322** Dark Baby Blue
- = **DMC 921** Copper
- A **DMC 502** Blue Green
- V **DMC 3325** Light Baby Blue
- N **DMC BLANC** White
- S **DMC 727** Very Light Topaz
- K **DMC 319** Very Dark Pistachio Green
- E **DMC 823** Dark Navy Blue

Guadalajara pillow, painted tile birds Needlepoint pattern

Columns 75 to 140, rows 1 to 74. Gray squares: charted already, do not stitch again

This page is the dark part of the chart



Key

- **DMC 797** Royal Blue
- **DMC 725** Medium Light Topaz
- **DMC 820** Very Dark Royal Blue
- **DMC ECRU** Ecru
- **DMC 597** Turquoise
- **DMC 598** Light Turquoise
- **DMC 920** Medium Copper
- **DMC 783** Medium Topaz
- **DMC 500** Very Dark Blue Green
- **DMC 322** Dark Baby Blue
- **DMC 921** Copper
- **DMC 3325** Light Baby Blue
- **DMC BLANC** White
- **DMC 727** Very Light Topaz
- **DMC 319** Very Dark Pistachio Green
- **DMC 823** Dark Navy Blue

Guadalajara pillow, painted tile birds Needlepoint pattern

Columns 1 to 74, rows 75 to 140. Gray squares: charted already, do not stitch again

This page is the dark part of the chart



Key

- **DMC 797** Royal Blue
- **DMC 725** Medium Light Topaz
- **DMC 820** Very Dark Royal Blue
- **DMC ECRU** Ecru
- **DMC 597** Turquoise
- **DMC 598** Light Turquoise
- **DMC 920** Medium Copper
- **DMC 783** Medium Topaz
- **DMC 500** Very Dark Blue Green
- **DMC 322** Dark Baby Blue
- **DMC 921** Copper
- **DMC 3813** Light Blue Green
- **DMC 502** Blue Green
- **DMC 3325** Light Baby Blue
- **DMC 918** Dark Red Copper
- **DMC 727** Very Light Topaz

Guadalajara pillow, painted tile birds Needlepoint pattern

Columns 75 to 140, rows 75 to 140. Gray squares: charted already, do not stitch again

This page is the dark part of the chart



Key

- **DMC 797** Royal Blue
- **DMC 725** Medium Light Topaz
- **DMC 820** Very Dark Royal Blue
- **DMC ECRU** Ecru
- **DMC 597** Turquoise
- **DMC 598** Light Turquoise
- **DMC 920** Medium Copper
- **DMC 783** Medium Topaz
- **DMC 500** Very Dark Blue Green
- **DMC 322** Dark Baby Blue
- **DMC 921** Copper
- **DMC 3813** Light Blue Green
- **DMC 502** Blue Green
- **DMC 3325** Light Baby Blue
- **DMC 918** Dark Red Copper
- **DMC 727** Very Light Topaz