Hawaiian quilt style breadfruit pillow

Needlepoint pattern | 160 x 160 stitches | 16 x 16 in (40.6 x 40.6 cm) on 10 mesh | 11 colors



Thread key

			stitches	yards	skeins of pearl
●	**DMC 3865**	Winter White	6,564	81	10
■	**DMC 964**	Light Seagreen	5,812	72	9
▲	**DMC 3808**	Ultra Very Dark Turquoise	4,316	54	7
◆	**DMC 3847**	Dark Teal Green	4,228	53	7
▼	**DMC 943**	Medium Aquamarine	1,776	22	3
★	**DMC 166**	Medium Light Moss Green	1,352	17	3
❖	**DMC 580**	Dark Moss Green	744	10	2
X	**DMC 3819**	Light Moss Green	512	7	1
O	**DMC 581**	Moss Green	200	3	1
+	**DMC 3820**	Dark Straw	72	1	1
=	**DMC 782**	Dark Topaz	24	1	1

One chart square is one tent stitch over one canvas intersection.

Cut the canvas at least 20 x 20 in (50.8 x 50.8 cm) for 10 mesh: the design and 2 in (5.1 cm) of margin on every side.

25,600 stitches in all. Start from the center: a red arrow above the chart marks the center column, and one to the left of it the center row. The arrows are on the pages those lines cross.

The chart is on 5 pages, each cut to what is stitched: bare canvas has no page, and a join falls on plain ground where it can. Pages 2 and 3 are turned on their side, for a part that is wider than it is tall. Where chart pages join, gray squares repeat two rows or columns. The small picture at the top of each chart page shows which part it is.

Thread: pearl cotton size 3, 2 strands in the needle on 10 mesh, about 45 skeins of 16.4 yd in all. Or six-strand floss, 8 to 10 strands, about 67 skeins of 8.7 yd; or tapestry wool, 1 strand, about 43 skeins of 8.7 yd; or Persian wool, 3 strands, about 46 skeins of 8 yd. Wool is numbered differently: match it by eye. Needle: tapestry, size 16 or 18.

Yards and skeins are estimates: the thread a stitch takes on the front and back of 10 mesh canvas, plus 30 percent, rounded up for each color (about 321 yards in all, as the thread lies in the needle).

Thread colors are approximate screen matches to DMC numbers. Check against real thread before you buy.

Make it a pillow: also have backing fabric, an insert the size of the stitching or an inch larger, and cord or piping for the edge. The seam takes the last two rows: stitch two extra rows all round, or keep the edge plain. "How to finish a pillow" is a guide linked from this pattern's page.

For your own stitching, gifts and handmade pieces you sell. Do not resell or share this PDF or copies of it.

Hawaiian quilt style breadfruit pillow

Needlepoint pattern

Chart 1 of 5: columns 1 to 80, rows 1 to 66

This page is the dark part of the chart



Key

- ● **DMC 3865** Winter White
- ■ **DMC 964** Light Seagreen
- ▲ **DMC 3808** Ultra Very Dark Turquoise
- ◆ **DMC 3847** Dark Teal Green
- ▼ **DMC 943** Medium Aquamarine
- ★ **DMC 166** Medium Light Moss Green
- ❖ **DMC 580** Dark Moss Green
- X **DMC 3819** Light Moss Green
- O **DMC 581** Moss Green
- \+ **DMC 3820** Dark Straw

Hawaiian quilt style breadfruit pillow

Needlepoint pattern

Chart 2 of 5: columns 81 to 160, rows 1 to 66; gray squares repeat columns 79 and 80

This page is the dark part of the chart



Key

- DMC 3865 Winter White
- DMC 964 Light Seagreen
- DMC 3808 Ultra Very Dark Turquoise
- DMC 3847 Dark Teal Green
- DMC 943 Medium Aquamarine
- DMC 166 Medium Light Moss Green
- DMC 580 Dark Moss Green
- DMC 3819 Light Moss Green
- DMC 581 Moss Green
- DMC 3820 Dark Straw

Hawaiian quilt style breadfruit pillow Needlepoint pattern

This page is the dark part of the chart

Chart 3 of 5: columns 1 to 54, rows 67 to 160; gray squares repeat rows 65 and 66



Key

- DMC 3865
- DMC 964
- DMC 3808
- DMC 3847
- DMC 943
- DMC 166
- DMC 580
- DMC 3819
- DMC 581 Moss Green
- DMC 3820

Hawaiian quilt style breadfruit pillow

Needlepoint pattern

This page is the dark part of the chart

Chart 4 of 5: columns 55 to 107, rows 67 to 160; gray squares repeat columns 53 and 54 and rows 65 and 66



Key

- ● DMC 3865
- ■ DMC 964
- ▲ DMC 3808
- ◆ DMC 3847
- ▼ DMC 943
- ★ DMC 166
- ❖ DMC 580
- X DMC 3819
- O DMC 581
- \+ DMC 3820
- = DMC 782

Hawaiian quilt style breadfruit pillow

Needlepoint pattern

This page is the dark part of the chart

Chart 5 of 5: columns 108 to 160, rows 67 to 160; gray squares repeat columns 106 and 107 and rows 65 and 66



Key

- ● DMC 3865
- ■ DMC 964
- ▲ DMC 3808
- ◆ DMC 3847
- ▼ DMC 943
- ★ DMC 166
- ❖ DMC 580
- X DMC 3819
- O DMC 581
- + DMC 3820