Church kneeler with blue and gold knots

Needlepoint pattern | 252 x 122 stitches | 19.4 x 9.4 in (49.2 x 23.8 cm) on 13 mesh | 12 colors



Thread key

			stitches	yards	skeins of floss
●	**DMC 823**	Dark Navy Blue	11,206	107	17
■	**DMC 783**	Medium Topaz	8,886	85	13
▲	**DMC 3822**	Light Straw	3,866	37	6
◆	**DMC 797**	Royal Blue	3,312	32	5
▼	**DMC 780**	Ultra Very Dark Topaz	930	9	2
★	**DMC 334**	Medium Baby Blue	766	8	2
❖	**DMC 3325**	Light Baby Blue	724	7	2
X	**DMC 712**	Cream	438	5	1
O	**DMC 322**	Dark Baby Blue	260	3	1
+	**DMC 3841**	Pale Baby Blue	224	3	1
=	**DMC 815**	Medium Garnet	84	1	1
Z	**DMC 347**	Very Dark Salmon	48	1	1

One chart square is one tent stitch over one canvas intersection.

Cut the canvas at least 23.4 x 13.4 in (59.4 x 34 cm) for 13 mesh: the design and 2 in (5.1 cm) of margin on every side.

30,744 stitches in all. Start from the center: a red arrow above the chart marks the center column, and one to the left of it the center row. The arrows are on the pages those lines cross.

The chart is on 6 pages, each cut to what is stitched: bare canvas has no page, and a join falls on plain ground where it can. Pages 2, 3, 4, 5, 6 and 7 are turned on their side, for a part that is wider than it is tall. Where chart pages join, gray squares repeat two rows or columns. The small picture at the top of each chart page shows which part it is.

Thread: six-strand floss, 7 or 8 strands in the needle on 13 mesh (counted at 8), about 52 skeins of 8.7 yd in all. Or pearl cotton size 3, 1 strand, about 26 skeins of 16.4 yd; or tapestry wool, 1 strand, about 41 skeins of 8.7 yd; or Persian wool, 2 strands, about 32 skeins of 8 yd. Wool is numbered differently: match it by eye. Needle: tapestry, size 20.

Yards and skeins are estimates: the thread a stitch takes on the front and back of 13 mesh canvas, plus 30 percent, rounded up for each color (about 298 yards in all, as the thread lies in the needle).

Thread colors are approximate screen matches to DMC numbers. Check against real thread before you buy.

When it is stitched: also have a finisher, or the fabric and cord to make it up yourself. Ask before you stitch the edge: some finishes take extra rows. "Ways to finish needlepoint" is a guide linked from this pattern's page.

For your own stitching, gifts and handmade pieces you sell. Do not resell or share this PDF or copies of it.

Church kneeler with blue and gold knots

Needlepoint pattern

Chart 1 of 6: columns 1 to 84, rows 1 to 62

This page is the dark part of the chart



Key

- DMC 823
- DMC 783
- DMC 3822
- DMC 797
- DMC 780
- DMC 334
- DMC 3325
- X DMC 712 Cream
- O DMC 322
- \+ DMC 3841
- = DMC 815
- Z DMC 347

Church kneeler with blue and gold knots

Needlepoint pattern

Chart 2 of 6: columns 85 to 168, rows 1 to 62; gray squares repeat columns 83 and 84

This page is the dark part of the chart



Church kneeler with blue and gold knots

Needlepoint pattern

Chart 3 of 6: columns 169 to 252, rows 1 to 62; gray squares repeat columns 167 and 168

This page is the dark part of the chart



Church kneeler with blue and gold knots

Needlepoint pattern

Chart 4 of 6: columns 1 to 84, rows 63 to 122; gray squares repeat rows 61 and 62

This page is the dark part of the chart



Key

- DMC 823
- DMC 783
- DMC 3822
- DMC 797
- DMC 780
- DMC 334
- DMC 3325
- X DMC 712 Cream
- O DMC 322
- \+ DMC 3841
- = DMC 815
- Z DMC 347

Church kneeler with blue and gold knots

Needlepoint pattern

This page is the dark part of the chart



Chart 5 of 6: columns 85 to 168, rows 63 to 122; gray squares repeat columns 83 and 84 and rows 61 and 62



Church kneeler with blue and gold knots

Needlepoint pattern

Chart 6 of 6: columns 169 to 252, rows 63 to 122; gray squares repeat columns 167 and 168 and rows 61 and 62

This page is the dark part of the chart

