Spanish pomegranates on red slippers

Needlepoint pattern | 210 x 110 stitches | all pieces 11.7 x 6.1 in (29.6 x 15.5 cm) on 18 mesh | 10 colors



Thread key

			stitches	yards	skeins of floss
●	**DMC 321**	Red	6,266	43	5
■	**DMC 498**	Dark Red	2,558	18	3
▲	**DMC 783**	Medium Topaz	2,000	14	2
◆	**DMC 3821**	Straw	1,772	13	2
▼	**DMC 890**	Ultra Dark Pistachio Green	1,124	8	1
★	**DMC 309**	Ultra Very Dark Rose	852	6	1
❖	**DMC 3346**	Hunter Green	810	6	1
X	**DMC 814**	Dark Garnet	598	5	1
O	**DMC 780**	Ultra Very Dark Topaz	562	4	1
+	**DMC 3716**	Very Light Rose	152	2	1

One chart square is one tent stitch over one canvas intersection.

Cut the canvas at least 15.7 x 10.1 in (39.8 x 25.7 cm) for 18 mesh: the design and 2 in (5.1 cm) of margin on every side.

16,694 stitches in all, in 2 pieces: the left 101 x 110, the right 101 x 110. Leave bare canvas between the pieces, as charted, and start each from its own center.

The chart is on 4 pages, each cut to what is stitched: bare canvas has no page, and a join falls on plain ground where it can. Pages 2, 3, 4 and 5 are turned on their side, for a part that is wider than it is tall. Where chart pages join, gray squares repeat two rows or columns. The small picture at the top of each chart page shows which part it is.

Thread: six-strand floss, 4 to 6 strands in the needle on 18 mesh (counted at 6), about 18 skeins of 8.7 yd in all. Or pearl cotton size 5, 1 strand, about 11 skeins of 27.3 yd; or Persian wool, 1 strand, about 11 skeins of 8 yd. Wool is numbered differently: match it by eye. Needle: tapestry, size 22.

Yards and skeins are estimates: the thread a stitch takes on the front and back of 18 mesh canvas, plus 30 percent, rounded up for each color (about 119 yards in all, as the thread lies in the needle).

Thread colors are approximate screen matches to DMC numbers. Check against real thread before you buy.

When it is stitched: also have a finisher, or the fabric and cord to make it up yourself. Ask before you stitch the edge: some finishes take extra rows. "Ways to finish needlepoint" is a guide linked from this pattern's page.

For your own stitching, gifts and handmade pieces you sell. Do not resell or share this PDF or copies of it.

Spanish pomegranates on red slippers

Needlepoint pattern

This page is the dark part of the chart



Chart 1 of 4: columns 2 to 105, rows 4 to 56



Key

- **DMC 321** Red
- **DMC 498** Dark Red
- **DMC 783** Medium Topaz
- **DMC 3821** Straw
- **DMC 890** Ultra Dark Pistachio Green
- **DMC 3346** Hunter Green
- **DMC 814** Dark Garnet
- **DMC 780** Ultra Very Dark Topaz

Spanish pomegranates on red slippers

Needlepoint pattern

This page is the dark part of the chart



Chart 2 of 4: columns 106 to 209, rows 4 to 56; gray squares repeat columns 104 and 105



Key

- **DMC 321** Red
- **DMC 498** Dark Red
- **DMC 783** Medium Topaz
- **DMC 3821** Straw
- **DMC 890** Ultra Dark Pistachio Green
- **DMC 3346** Hunter Green
- **DMC 814** Dark Garnet
- **DMC 780** Ultra Very Dark Topaz

Spanish pomegranates on red slippers

Needlepoint pattern

This page is the dark part of the chart



Chart 3 of 4: columns 4 to 105, rows 57 to 109; gray squares repeat rows 55 and 56



Key

- **DMC 321** Red
- **DMC 498** Dark Red
- **DMC 783** Medium Topaz
- **DMC 3821** Straw
- **DMC 890** Ultra Dark Pistachio Green
- **DMC 309** Ultra Very Dark Rose
- **DMC 3346** Hunter Green
- **DMC 814** Dark Garnet
- **DMC 780** Ultra Very Dark Topaz
- **DMC 3716** Very Light Rose

Spanish pomegranates on red slippers

Needlepoint pattern

This page is the dark part of the chart



Chart 4 of 4: columns 106 to 207, rows 57 to 109; gray squares repeat columns 104 and 105 and rows 55 and 56



Key

- **DMC 321** Red
- **DMC 498** Dark Red
- **DMC 783** Medium Topaz
- **DMC 3821** Straw
- **DMC 890** Ultra Dark Pistachio Green
- **DMC 309** Ultra Very Dark Rose
- **DMC 3346** Hunter Green
- **DMC 814** Dark Garnet
- **DMC 780** Ultra Very Dark Topaz
- **DMC 3716** Very Light Rose