Aubusson rose medallion pillow

Needlepoint pattern | 140 x 140 stitches | 14 x 14 in (35.6 x 35.6 cm) on 10 mesh | 21 colors



Thread key, DMC

			stitches	yards	skeins
●	**938**	Ultra Dark Coffee Brown	4,991	62	8
■	**677**	Very Light Old Gold	1,682	21	3
▲	**367**	Dark Pistachio Green	1,680	21	3
◆	**3828**	Hazelnut Brown	1,327	17	2
▼	**869**	Very Dark Hazelnut Brown	1,297	16	2
★	**712**	Cream	1,181	15	2
❖	**760**	Salmon	1,026	13	2
X	**420**	Dark Hazelnut Brown	940	12	2
O	**934**	Black Avocado Green	859	11	2
+	**522**	Fern Green	846	11	2
=	**3328**	Dark Salmon	674	9	2
Z	**3721**	Dark Shell Pink	599	8	1
A	**676**	Light Old Gold	588	8	1
V	**524**	Very Light Fern Green	562	7	1
T	**3857**	Dark Rosewood	402	5	1
N	**819**	Light Baby Pink	286	4	1
S	**761**	Light Salmon	283	4	1
K	**3712**	Medium Salmon	163	3	1
E	**739**	Ultra Very Light Tan	153	2	1
C	**471**	Very Light Avocado Green	33	1	1
P	**356**	Medium Terra Cotta	28	1	1

One chart square is one tent stitch over one canvas intersection.

Cut the canvas at least 18 x 18 in (45.7 x 45.7 cm) for 10 mesh: the design and 2 in (5.1 cm) of margin on every side.

19,600 stitches in all. Start from the center: a red arrow above the chart marks the center column, and one to the left of it the center row. The arrows are on the pages those lines cross.

The chart is divided evenly over 4 pages. Where chart pages join, gray squares repeat two rows or columns. The small picture at the top of each chart page shows which part it is.

Thread: pearl cotton size 3, 2 strands in the needle on 10 mesh, about 40 skeins of 16.4 yd in all. Or six-strand floss, 8 to 10 strands, about 57 skeins of 8.7 yd; or tapestry wool, 1 strand, about 39 skeins of 8.7 yd; or Persian wool, 3 strands, about 41 skeins of 8 yd. Wool is numbered differently: match it by eye. Needle: tapestry, size 16 or 18.

Yards and skeins are estimates: the thread a stitch takes on the front and back of 10 mesh canvas, plus 30 percent, rounded up for each color (about 251 yards in all, as the thread lies in the needle).

Thread colors are approximate screen matches to DMC numbers. Check against real thread before you buy.

Make it a pillow: also have backing fabric, an insert the size of the stitching or an inch larger, and cord or piping for the edge. The seam takes the last two rows: stitch two extra rows all round, or keep the edge plain. "How to finish a pillow" is a guide linked from this pattern's page.

For your own stitching, gifts and handmade pieces you sell. Do not resell or share this PDF.

Aubusson rose medallion pillow

Needlepoint pattern

Chart 1 of 4: columns 1 to 70, rows 1 to 70

This page is the dark part of the chart



Aubusson rose medallion pillow

Needlepoint pattern

This page is the dark part of the chart

Chart 2 of 4: columns 71 to 140, rows 1 to 70; gray squares repeat columns 69 and 70



Aubusson rose medallion pillow

Needlepoint pattern

Chart 3 of 4: columns 1 to 70, rows 71 to 140; gray squares repeat rows 69 and 70

This page is the dark part of the chart



Aubusson rose medallion pillow

Needlepoint pattern

This page is the dark part of the chart

Chart 4 of 4: columns 71 to 140, rows 71 to 140; gray squares repeat columns 69 and 70 and rows 69 and 70

