Medallion bargello

Needlepoint pattern | 90 x 90 canvas threads | 5 x 5 in (12.7 x 12.7 cm) on 18 mesh | 5 colors



How to stitch it

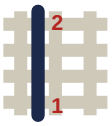

1. Each bar is one upright stitch over 4 canvas threads: up at 1, down at 2. A shorter bar is a shorter stitch.
2. Cut 18 in of thread. Start and end it without a knot left behind.
3. Mark the middle of the canvas. Start there with the stitches that cross it, then up and down, a row at a time.
4. One square up is one canvas thread; one column is one line of holes. Gray squares are on two pages: stitch them once.

What you need

Canvas: blank mono canvas, 18 mesh (18 threads to the inch), cut 9 in square (22.9 cm) for what is charted.

Needle: blunt tapestry, size 22. Also masking tape for the cut edges, and small scissors.

Thread: pearl cotton size 5, 5 colors, about 5 skeins for what is charted (an estimate). Stitch with 1 length.

Fit it into a lid: the box or tray, acid-free board and backing. Measure the opening first and add two rows of tent stitch to sit under its edge. How to fit it into a lid.

First time? What is bargello: flossfield.com/needlepoint/guides/what-is-bargello/#how-to-begin

Thread list

			squares	skeins of pearl
▲	**DMC 208**	Very Dark Lavender	1,696	1
■	**DMC 3837**	Ultra Dark Lavender	1,665	1
◆	**DMC 210**	Medium Lavender	1,602	1
●	**DMC 550**	Very Dark Violet	1,586	1
▼	**DMC 211**	Light Lavender	1,551	1

Skeins are estimates: the thread a stitch takes on the front and back of 18 mesh canvas, plus 30 percent, rounded up for each color.

Thread colors are approximate screen matches to DMC numbers. Check against real thread before you buy.

For your own stitching, gifts and handmade pieces you sell. Do not resell or share this PDF or copies of it.

Medallion bargello

Needlepoint pattern

Columns 1 to 45, rows 1 to 90

This page is the dark part of the chart

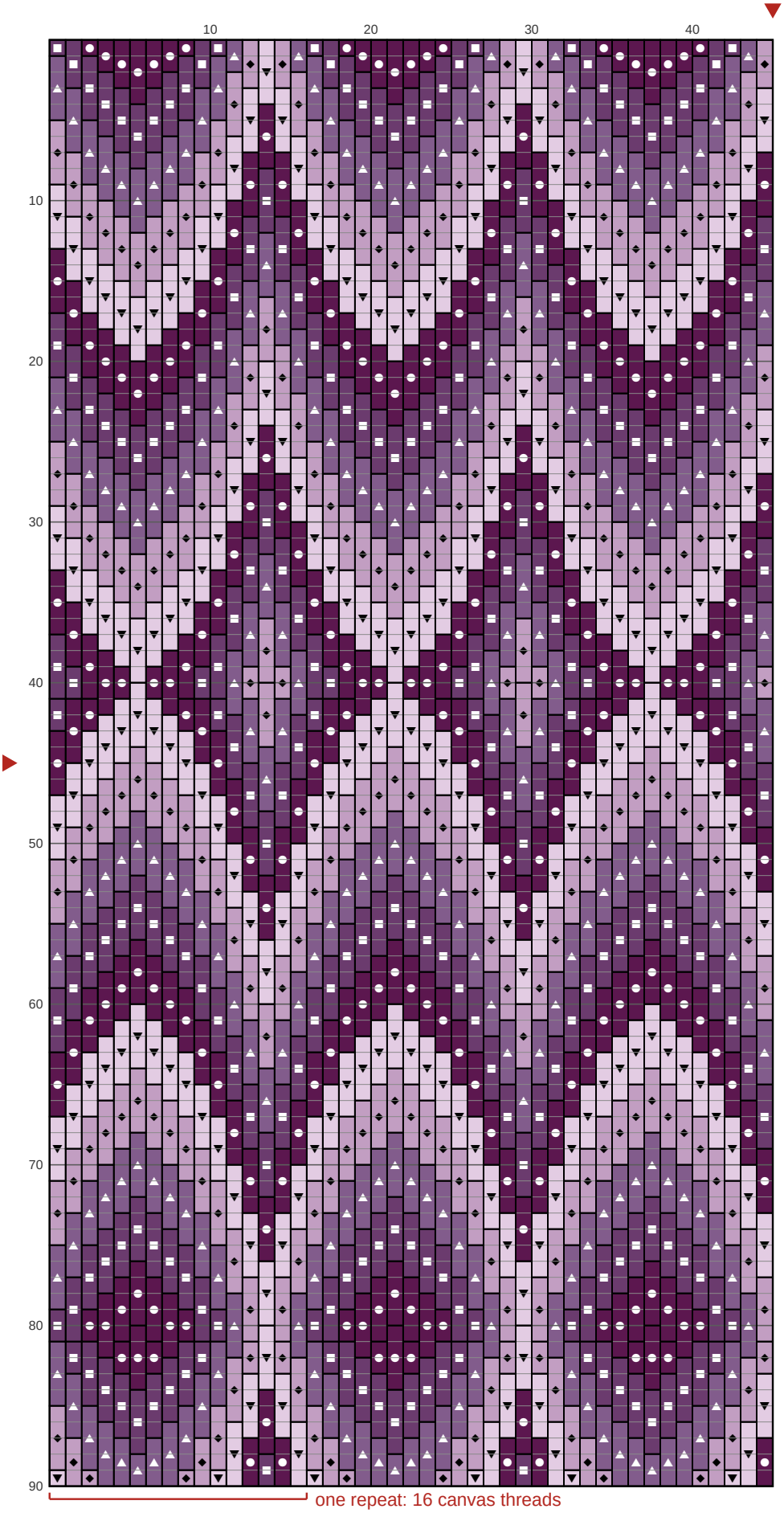

Key

- **DMC 208** Very Dark Lavender
- **DMC 3837** Ultra Dark Lavender
- **DMC 210** Medium Lavender
- **DMC 550** Very Dark Violet
- **DMC 211** Light Lavender

Medallion bargello

Needlepoint pattern

Columns 46 to 90, rows 1 to 90. Gray squares: charted already, do not stitch again

This page is the dark part of the chart



Key

- **DMC 208** Very Dark Lavender
- **DMC 3837** Ultra Dark Lavender
- **DMC 210** Medium Lavender
- **DMC 550** Very Dark Violet
- **DMC 211** Light Lavender