Passover seder plate matzah cover

Needlepoint pattern | 182 x 182 stitches | 14 x 14 in (35.6 x 35.6 cm) on 13 mesh | 24 colors



Thread key, DMC

			stitches	yards	skeins
●	**712**	Cream	7,456	71	11
□	**797**	Royal Blue	7,108	68	11
▲	**3047**	Light Yellow Beige	3,864	37	6
◆	**842**	Very Light Beige Brown	2,346	23	4
▼	**154**	Very Dark Grape	1,488	15	3
★	**3347**	Medium Yellow Green	1,410	14	3
❖	**433**	Medium Brown	1,345	13	2
X	**800**	Pale Delft Blue	1,291	13	2
O	**498**	Dark Red	974	10	2
+	**3346**	Hunter Green	777	8	2
=	**895**	Very Dark Hunter Green	769	8	2
Z	**413**	Dark Pewter Gray	608	6	1
A	**798**	Dark Delft Blue	558	6	1
V	**799**	Medium Delft Blue	452	5	1
T	**762**	Very Light Pearl Gray	432	5	1
N	**3722**	Medium Shell Pink	426	5	1
S	**435**	Very Light Brown	346	4	1
K	**318**	Light Steel Gray	316	3	1
E	**739**	Ultra Very Light Tan	311	3	1
C	**BLANC**	White	256	3	1
P	**437**	Light Tan	199	2	1
U	**3348**	Light Yellow Green	163	2	1
L	**761**	Light Salmon	118	2	1
2	**801**	Dark Coffee Brown	111	2	1

One chart square is one tent stitch over one canvas intersection.

Cut the canvas at least 18 x 18 in (45.7 x 45.7 cm) for 13 mesh: the design and 2 in (5.1 cm) of margin on every side.

33,124 stitches in all. Start from the center: a red arrow above the chart marks the center column, and one to the left of it the center row. The arrows are on the pages those lines cross.

The chart is on 5 pages, each cut to what is stitched: bare canvas has no page, and a join falls on plain ground where it can. Pages 2 and 3 are turned on their side, for a part that is wider than it is tall. Where chart pages join, gray squares repeat two rows or columns. The small picture at the top of each chart page shows which part it is.

Thread: six-strand floss, 7 or 8 strands in the needle on 13 mesh (counted at 8), about 61 skeins of 8.7 yd in all. Or pearl cotton size 3, 1 strand, about 35 skeins of 16.4 yd; or tapestry wool, 1 strand, about 50 skeins of 8.7 yd; or Persian wool, 2 strands, about 42 skeins of 8 yd. Wool is numbered differently: match it by eye. Needle: tapestry, size 20.

Yards and skeins are estimates: the thread a stitch takes on the front and back of 13 mesh canvas, plus 30 percent, rounded up for each color (about 328 yards in all, as the thread lies in the needle).

Thread colors are approximate screen matches to DMC numbers. Check against real thread before you buy.

When it is stitched: also have a finisher, or the fabric and cord to make it up yourself. Ask before you stitch the edge: some finishes take extra rows. "Ways to finish needlepoint" is a guide linked from this pattern's page.

For your own stitching, gifts and handmade pieces you sell. Do not resell or share this PDF or copies of it.

Passover seder plate matzah cover

Needlepoint pattern

Chart 1 of 5: columns 1 to 91, rows 1 to 74

This page is the dark part of the chart

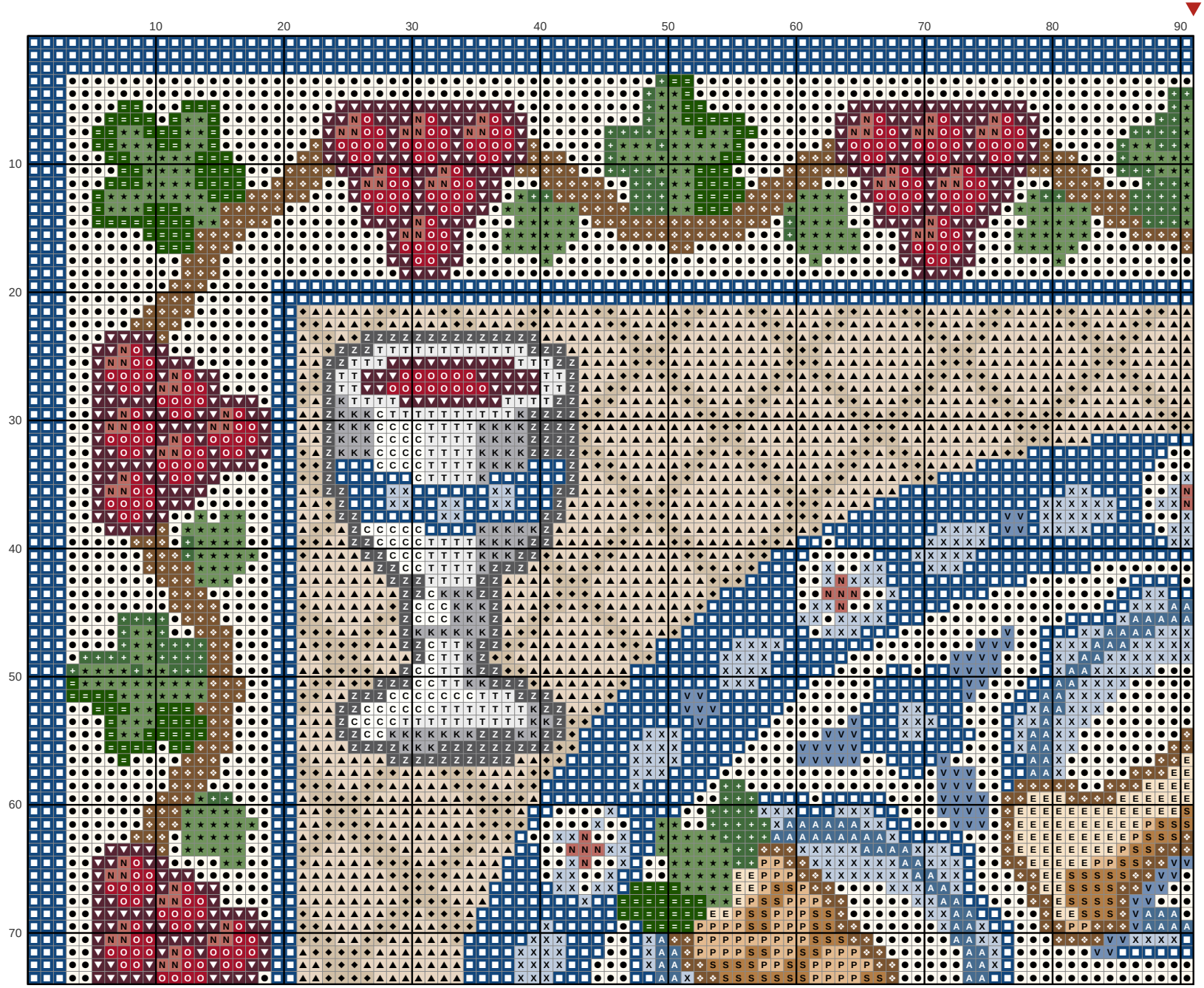

Key

●	DMC 712	Cream
■	DMC 797	Royal Blue
▲	DMC 3047	Light Yellow Beige
◆	DMC 842	Very Light Beige Brown
▼	DMC 154	Very Dark Grape
★	DMC 3347	Medium Yellow Green
❖	DMC 433	Medium Brown
X	DMC 800	Pale Delft Blue
O	DMC 498	Dark Red
+	DMC 3346	Hunter Green
=	DMC 895	Very Dark Hunter Green
Z	DMC 413	Dark Pewter Gray
A	DMC 798	Dark Delft Blue
V	DMC 799	Medium Delft Blue
T	DMC 762	Very Light Pearl Gray
N	DMC 3722	Medium Shell Pink
S	DMC 435	Very Light Brown
K	DMC 318	Light Steel Gray
E	DMC 739	Ultra Very Light Tan
C	DMC BLANC	White
P	DMC 437	Light Tan

Passover seder plate matzah cover

Needlepoint pattern

Chart 2 of 5: columns 92 to 182, rows 1 to 74; gray squares repeat columns 90 and 91

This page is the dark part of the chart



Key

- DMC 712 Cream
- DMC 797 Royal Blue
- DMC 3047 Light Yellow Beige
- DMC 842 Very Light Beige Brown
- DMC 154 Very Dark Grape
- DMC 3347 Medium Yellow Green
- DMC 433 Medium Brown
- DMC 800 Pale Delft Blue
- DMC 498 Dark Red
- DMC 3346 Hunter Green
- DMC 895 Very Dark Hunter Green
- DMC 413 Dark Pewter Gray
- DMC 798 Dark Delft Blue
- DMC 799 Medium Delft Blue
- DMC 762 Very Light Pearl Gray
- DMC 3722 Medium Shell Pink
- DMC 435 Very Light Brown
- DMC 318 Light Steel Gray
- DMC 739 Ultra Very Light Tan
- DMC BLANC White
- DMC 437 Light Tan

Passover seder plate matzah cover

Needlepoint pattern

Chart 3 of 5: columns 1 to 61, rows 75 to 182; gray squares repeat rows 73 and 74

This page is the dark part of the chart



Key

- DMC 712 Cream
- DMC 797
- DMC 3047
- DMC 842
- DMC 154
- DMC 3347
- DMC 433
- DMC 800
- DMC 498 Dark Red
- DMC 3346
- DMC 895
- DMC 413
- DMC 798
- DMC 799
- DMC 762
- DMC 3722
- DMC 435
- DMC 318
- DMC BLANC
- DMC 437 Light Tan
- DMC 3348

Passover seder plate matzah cover

Needlepoint pattern

This page is the dark part of the chart

Chart 4 of 5: columns 62 to 122, rows 75 to 182; gray squares repeat columns 60 and 61 and rows 73 and 74

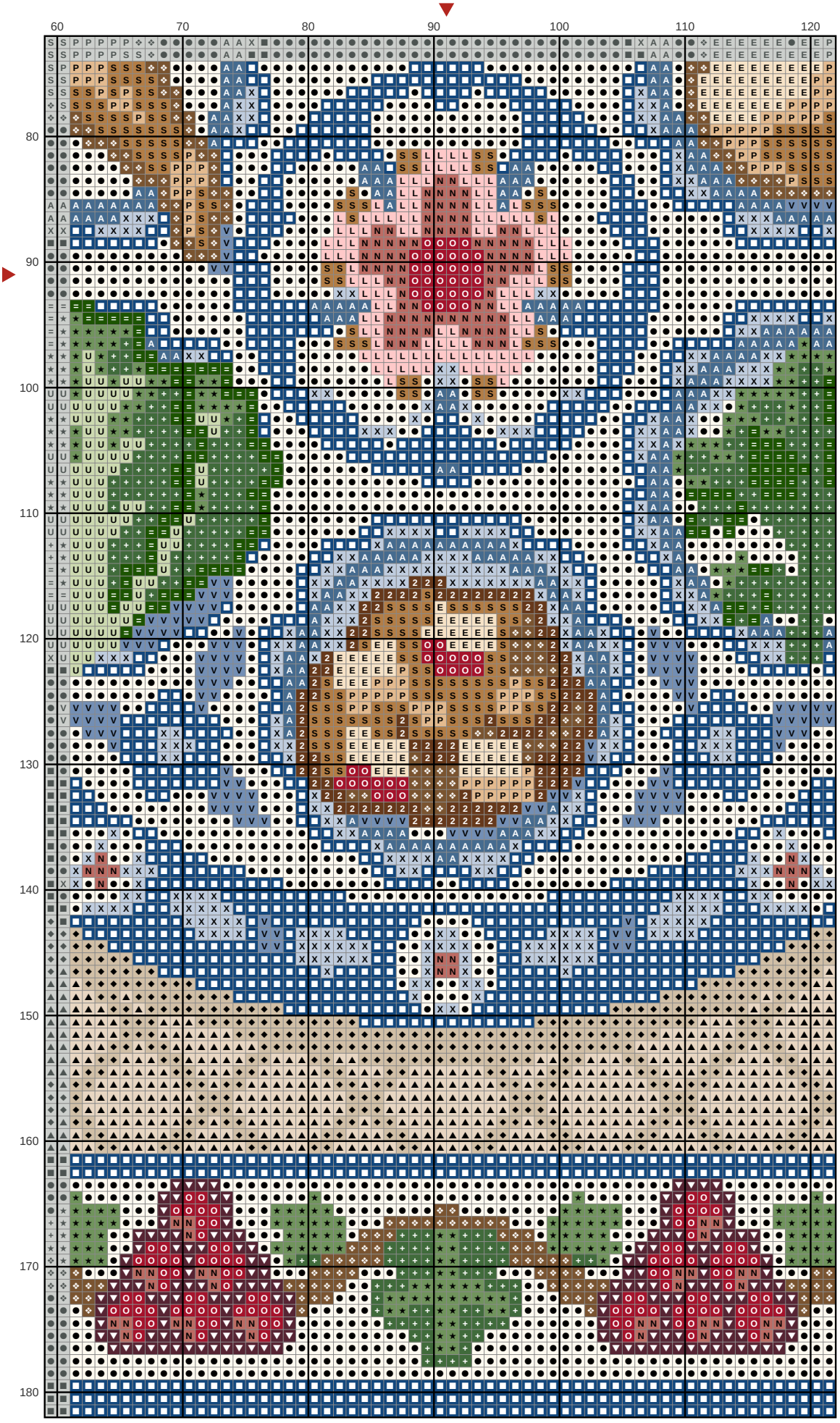

Key

- ● DMC 712
- ■ DMC 797
- ▲ DMC 3047
- ◆ DMC 842
- ▼ DMC 154
- ★ DMC 3347
- ❖ DMC 433
- X DMC 800
- O DMC 498
- \+ DMC 3346
- = DMC 895
- A DMC 798
- V DMC 799
- N DMC 3722
- S DMC 435
- E DMC 739
- P DMC 437
- U DMC 3348
- L DMC 761
- 2 DMC 801

Passover seder plate matzah cover

Needlepoint pattern

This page is the dark part of the chart

Chart 5 of 5: columns 123 to 182, rows 75 to 182; gray squares repeat columns 121 and 122 and rows 73 and 74



Key

- ● DMC 712 Cream
- ■ DMC 797
- ▲ DMC 3047
- ◆ DMC 842
- ▼ DMC 154
- ★ DMC 3347
- ❖ DMC 433
- X DMC 800
- O DMC 498
- \+ DMC 3346
- = DMC 895
- Z DMC 413
- A DMC 798
- V DMC 799
- T DMC 762
- N DMC 3722
- S DMC 435
- K DMC 318
- C DMC BLANC
- P DMC 437