Passover seder plate matzah cover

Needlepoint pattern | 182 x 182 stitches | 14 x 14 in (35.6 x 35.6 cm) on 13 mesh | 24 colors



Thread key, DMC

			stitches	yards	skeins				stitches	yards	skeins
●	**712**	Cream	7,456	71	11	A	**798**	Dark Delft Blue	558	6	1
■	**797**	Royal Blue	7,108	68	11	V	**799**	Medium Delft Blue	452	5	1
▲	**3047**	Light Yellow Beige	3,864	37	6	T	**762**	Very Light Pearl Gray	432	5	1
◆	**842**	Very Light Beige Brown	2,346	23	4	N	**3722**	Medium Shell Pink	426	5	1
▼	**154**	Very Dark Grape	1,488	15	3	S	**435**	Very Light Brown	346	4	1
★	**3347**	Medium Yellow Green	1,410	14	3	K	**318**	Light Steel Gray	316	3	1
❖	**433**	Medium Brown	1,345	13	2	E	**739**	Ultra Very Light Tan	311	3	1
X	**800**	Pale Delft Blue	1,291	13	2	C	**BLANC**	White	256	3	1
O	**498**	Dark Red	974	10	2	P	**437**	Light Tan	199	2	1
+	**3346**	Hunter Green	777	8	2	U	**3348**	Light Yellow Green	163	2	1
=	**895**	Very Dark Hunter Green	769	8	2	L	**761**	Light Salmon	118	2	1
Z	**413**	Dark Pewter Gray	608	6	1	2	**801**	Dark Coffee Brown	111	2	1

One chart square is one tent stitch over one canvas intersection.

Cut the canvas at least 18 x 18 in (45.7 x 45.7 cm) for 13 mesh: the design and 2 in (5.1 cm) of margin on every side.

33,124 stitches in all. Start from the center: a red arrow above the chart marks the center column, and one to the left of it the center row. The arrows are on the pages those lines cross.

The chart is divided evenly over 6 pages. Where chart pages join, gray squares repeat two rows or columns. The small picture at the top of each chart page shows which part it is.

Thread: six-strand floss, 7 or 8 strands in the needle on 13 mesh (counted at 8), about 61 skeins of 8.7 yd in all. Or pearl cotton size 3, 1 strand, about 35 skeins of 16.4 yd; or tapestry wool, 1 strand, about 50 skeins of 8.7 yd; or Persian wool, 2 strands, about 42 skeins of 8 yd. Wool is numbered differently: match it by eye. Needle: tapestry, size 20.

Yards and skeins are estimates: the thread a stitch takes on the front and back of 13 mesh canvas, plus 30 percent, rounded up for each color (about 328 yards in all, as the thread lies in the needle).

Thread colors are approximate screen matches to DMC numbers. Check against real thread before you buy.

When it is stitched: also have a finisher, or the fabric and cord to make it up yourself. Ask before you stitch the edge: some finishes take extra rows. "Ways to finish needlepoint" is a guide linked from this pattern's page.

For your own stitching, gifts and handmade pieces you sell. Do not resell or share this PDF or copies of it.

Passover seder plate matzah cover

Needlepoint pattern

This page is the dark part of the chart

Chart 1 of 6: columns 1 to 61, rows 1 to 91



Passover seder plate matzah cover

Needlepoint pattern

This page is the dark part of the chart

Chart 2 of 6: columns 62 to 122, rows 1 to 91; gray squares repeat columns 60 and 61



Passover seder plate matzah cover

Needlepoint pattern

This page is the dark part of the chart

Chart 3 of 6: columns 123 to 182, rows 1 to 91; gray squares repeat columns 121 and 122



Passover seder plate matzah cover

Needlepoint pattern

This page is the dark part of the chart

Chart 4 of 6: columns 1 to 61, rows 92 to 182; gray squares repeat rows 90 and 91



Passover seder plate matzah cover

Needlepoint pattern

This page is the dark part of the chart

Chart 5 of 6: columns 62 to 122, rows 92 to 182; gray squares repeat columns 60 and 61 and rows 90 and 91



Passover seder plate matzah cover

Needlepoint pattern

This page is the dark part of the chart

Chart 6 of 6: columns 123 to 182, rows 92 to 182; gray squares repeat columns 121 and 122 and rows 90 and 91

