Lombardic capitals with vines

Needlepoint pattern | 241 x 265 stitches | 18.5 x 20.4 in (47.1 x 51.8 cm) on 13 mesh | 6 colors



How to read the chart



1. Each square is one tent stitch, up at 1, down at 2: basketweave for the background, continental for lines.
2. Bind the edges. Cut 18 in of thread; start and end it without a knot left behind.
3. Mark the middle of the canvas. It is the outlined square on page 6 (DMC 712): start there. Count threads, not holes.
4. Picture first, then border, background last. Gray squares are on two pages: stitch them once.
5. A heavier line stands every ten squares: count by them.
6. When it is done, block it square.

flossfield.com/needlepoint/guides/how-to-read-a-chart/

You will need

Canvas: blank mono canvas, 13 mesh (13 threads to the inch), cut 22.5 x 24.4 in (57.2 x 61.9 cm).

Needle: tapestry, size 20. Also masking tape for the cut edges, and small scissors.

Thread: six-strand floss, 7 strands in the needle, six of one length and one of the next (8 if canvas shows), about 95 skeins in all (an estimate).

Frame it: acid-free board and a frame.
How to frame needlepoint.

Thread list

			stitches	skeins of floss
●	**DMC 712**	Cream	37,374	55
■	**DMC 815**	Medium Garnet	10,332	15
▲	**DMC 797**	Royal Blue	9,409	14
◆	**DMC 783**	Medium Topaz	3,015	5
▼	**DMC 3345**	Dark Hunter Green	2,732	4
★	**DMC 905**	Dark Parrot Green	1,003	2

Skeins are estimates: the thread a stitch takes on the front and back of 13 mesh canvas, plus 30 percent, rounded up for each color.
Thread colors are approximate screen matches to DMC numbers. Check against real thread before you buy.
For your own stitching, gifts and handmade pieces you sell. Do not resell or share this PDF or copies of it.

Lombardic capitals with vines

Needlepoint pattern

Chart 1 of 11: columns 1 to 81, rows 1 to 74

This page is the dark part of the chart



Key

- DMC 712 Cream
- DMC 815 Medium Garnet
- DMC 797 Royal Blue
- DMC 783 Medium Topaz
- DMC 3345 Dark Hunter Green
- DMC 905 Dark Parrot Green

Lombardic capitals with vines

Needlepoint pattern

Chart 2 of 11: columns 82 to 161, rows 1 to 74. Gray squares repeat columns 80 and 81: do not stitch them twice

This page is the dark part of the chart



Key

- **DMC 712** Cream
- **DMC 815** Medium Garnet
- **DMC 797** Royal Blue
- **DMC 783** Medium Topaz
- **DMC 3345** Dark Hunter Green
- **DMC 905** Dark Parrot Green

Lombardic capitals with vines

Needlepoint pattern

Chart 3 of 11: columns 162 to 241, rows 1 to 74. Gray squares repeat columns 160 and 161: do not stitch them twice

This page is the dark part of the chart



Key

- **DMC 712** Cream
- **DMC 815** Medium Garnet
- **DMC 797** Royal Blue
- **DMC 783** Medium Topaz
- **DMC 3345** Dark Hunter Green
- **DMC 905** Dark Parrot Green

Lombardic capitals with vines

Needlepoint pattern

This page is the dark part of the chart

Chart 4 of 11: columns 1 to 61, rows 75 to 169. Gray squares repeat rows 73 and 74: do not stitch them twice



Key

- DMC 712 Cream
- DMC 815 Medium Garnet
- DMC 797 Royal Blue
- DMC 783 Medium Topaz
- DMC 3345 Dark Hunter Green
- DMC 905 Dark Parrot Green

Lombardic capitals with vines

Needlepoint pattern

This page is the dark part of the chart

Chart 5 of 11: columns 62 to 121, rows 75 to 169. Start at the red outline. Gray squares repeat columns 60 and 61 and rows 73 and 74: do not stitch t

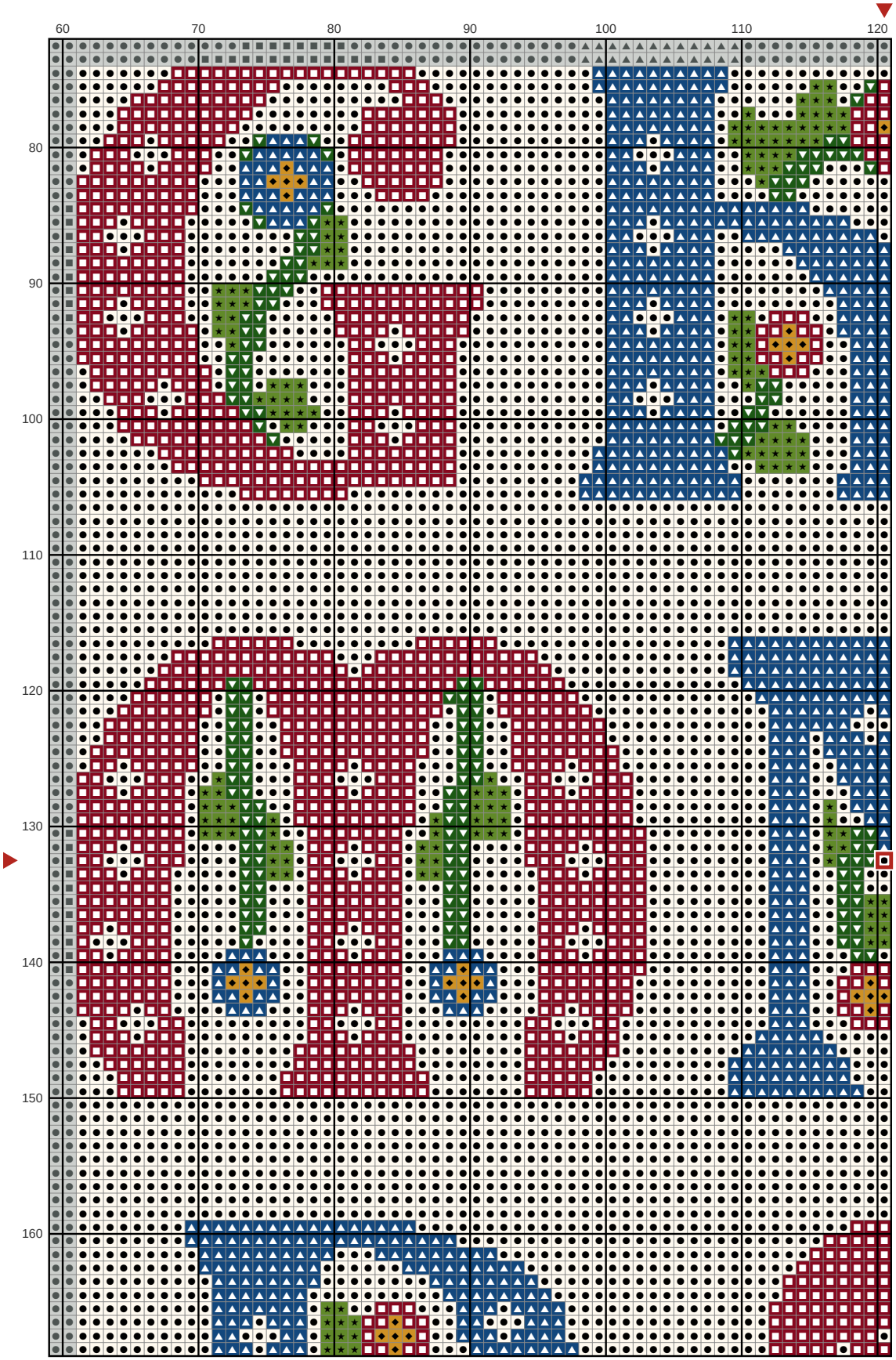

Key

- **DMC 712** Cream
- **DMC 815** Medium Garnet
- **DMC 797** Royal Blue
- **DMC 783** Medium Topaz
- **DMC 3345** Dark Hunter Green
- **DMC 905** Dark Parrot Green

Lombardic capitals with vines

Needlepoint pattern

This page is the dark part of the chart

Chart 6 of 11: columns 122 to 181, rows 75 to 169. Gray squares repeat columns 120 and 121 and rows 73 and 74: do not stitch them twice



Key

- **DMC 712** Cream
- **DMC 815** Medium Garnet
- **DMC 797** Royal Blue
- **DMC 783** Medium Topaz
- **DMC 3345** Dark Hunter Green
- **DMC 905** Dark Parrot Green

Lombardic capitals with vines

Needlepoint pattern

This page is the dark part of the chart

Chart 7 of 11: columns 182 to 241, rows 75 to 169. Gray squares repeat columns 180 and 181 and rows 73 and 74: do not stitch them twice



Key

- DMC 712 Cream
- DMC 815 Medium Garnet
- DMC 797 Royal Blue
- DMC 783 Medium Topaz
- DMC 3345 Dark Hunter Green
- DMC 905 Dark Parrot Green

Lombardic capitals with vines

Needlepoint pattern

This page is the dark part of the chart

Chart 8 of 11: columns 1 to 61, rows 170 to 265. Gray squares repeat rows 168 and 169: do not stitch them twice



Key

- DMC 712 Cream
- DMC 815 Medium Garnet
- DMC 797 Royal Blue
- DMC 783 Medium Topaz
- DMC 3345 Dark Hunter Green
- DMC 905 Dark Parrot Green

Lombardic capitals with vines

Needlepoint pattern

This page is the dark part of the chart

Chart 9 of 11: columns 62 to 121, rows 170 to 265. Gray squares repeat columns 60 and 61 and rows 168 and 169: do not stitch them twice



Key

- DMC 712 Cream
- DMC 815 Medium Garnet
- DMC 797 Royal Blue
- DMC 783 Medium Topaz
- DMC 3345 Dark Hunter Green
- DMC 905 Dark Parrot Green

Lombardic capitals with vines

Needlepoint pattern

This page is the dark part of the chart

Chart 10 of 11: columns 122 to 181, rows 170 to 265. Gray squares repeat columns 120 and 121 and rows 168 and 169: do not stitch them twice



Key

- DMC 712 Cream
- DMC 815 Medium Garnet
- DMC 797 Royal Blue
- DMC 783 Medium Topaz
- DMC 3345 Dark Hunter Green
- DMC 905 Dark Parrot Green

Lombardic capitals with vines

Needlepoint pattern

This page is the dark part of the chart

Chart 11 of 11: columns 182 to 241, rows 170 to 265. Gray squares repeat columns 180 and 181 and rows 168 and 169: do not stitch them twice



Key

- **DMC 712** Cream
- **DMC 815** Medium Garnet
- **DMC 797** Royal Blue
- **DMC 783** Medium Topaz
- **DMC 3345** Dark Hunter Green
- **DMC 905** Dark Parrot Green