Living the good life, tile arch

Needlepoint pattern | 160 x 160 stitches | 16 x 16 in (40.6 x 40.6 cm) on 10 mesh | 22 colors



How to stitch it



1. Each square is one tent stitch, up at 1, down at 2. Lines in continental, right to left, the canvas upside down for the next row; wide areas in basketweave.
2. Cut 18 in of thread. Start and end it without a knot left behind.
3. Mark the middle of the canvas. It is the outlined square on page 5, column 80, row 80 (DMC 3865): start there. Count threads, not holes.
4. Go on from it: picture first, background last. Gray squares are on two pages: stitch them once.
5. Last, two more rows all round in DMC 3865: the seam hides them.

First time? How to needlepoint: flossfield.com/needlepoint/guides/how-to-start/
How to read a chart: flossfield.com/needlepoint/guides/how-to-read-a-chart/

What you need

Canvas: blank mono canvas, 10 mesh (10 threads to the inch), cut 20.5 in square (52.1 cm).

Needle: blunt tapestry, size 18. Also masking tape for the cut edges, and small scissors.

Thread: pearl cotton size 3, 22 colors, about 55 skeins in all (an estimate). Stitch with 2 lengths together.

Make it a pillow: backing fabric, an insert the size of the stitching or an inch larger, and cord or piping for the edge. How to finish a pillow.

Thread list, DMC

			stitches	skeins
●	**3865**	Winter White	13,129	22
■	**797**	Royal Blue	2,573	4
▲	**823**	Dark Navy Blue	2,409	4
◆	**3852**	Very Dark Straw	1,511	3
▼	**3810**	Dark Turquoise	1,337	3
★	**598**	Light Turquoise	1,263	2
❖	**815**	Medium Garnet	718	2
X	**322**	Dark Baby Blue	656	1
H	**747**	Very Light Sky Blue	616	1
+	**782**	Dark Topaz	387	1
=	**743**	Medium Yellow	381	1
Z	**3325**	Light Baby Blue	154	1
A	**895**	Very Dark Hunter Green	86	1
V	**471**	Very Light Avocado Green	72	1
T	**3346**	Hunter Green	72	1
N	**922**	Light Copper	72	1
S	**971**	Pumpkin	48	1
K	**920**	Medium Copper	40	1
E	**921**	Copper	32	1
C	**801**	Dark Coffee Brown	20	1
P	**742**	Light Tangerine	14	1
U	**434**	Light Brown	10	1

Skeins are estimates, with the two extra rows: the thread a stitch takes on the front and back of 10 mesh canvas, plus 30 percent, rounded up for each color.

Thread colors are approximate screen matches to DMC numbers. Check against real thread before you buy.

For your own stitching, gifts and handmade pieces you sell. Do not resell or share this PDF or copies of it.

Living the good life, tile arch

Needlepoint pattern

Columns 1 to 80, rows 1 to 69

This page is the dark part of the chart



Key

- DMC 3865 Winter White
- DMC 797 Royal Blue
- DMC 823 Dark Navy Blue
- DMC 3852 Very Dark Straw
- DMC 3810 Dark Turquoise
- DMC 598 Light Turquoise
- DMC 815 Medium Garnet
- DMC 322 Dark Baby Blue
- DMC 747 Very Light Sky Blue
- DMC 782 Dark Topaz
- DMC 743 Medium Yellow
- DMC 3325 Light Baby Blue

Living the good life, tile arch

Needlepoint pattern

Columns 81 to 160, rows 1 to 69. Gray squares: charted already, do not stitch again

This page is the dark part of the chart



Key

- DMC 3865 Winter White
- DMC 797 Royal Blue
- DMC 823 Dark Navy Blue
- DMC 3852 Very Dark Straw
- DMC 3810 Dark Turquoise
- DMC 598 Light Turquoise
- DMC 815 Medium Garnet
- DMC 322 Dark Baby Blue
- DMC 747 Very Light Sky Blue
- DMC 782 Dark Topaz
- DMC 743 Medium Yellow
- DMC 3325 Light Baby Blue

Living the good life, tile arch

Needlepoint pattern

This page is the dark part of the chart

Columns 1 to 54, rows 70 to 160. Gray squares: charted already, do not stitch again



Key

- ● **DMC 3865** Winter White
- □ **DMC 797** Royal Blue
- ▲ **DMC 823** Dark Navy Blue
- ◆ **DMC 3852** Very Dark Straw
- ▼ **DMC 3810** Dark Turquoise
- ★ **DMC 598** Light Turquoise
- ❖ **DMC 815** Medium Garnet
- X **DMC 322** Dark Baby Blue
- H **DMC 747** Very Light Sky Blue
- \+ **DMC 782** Dark Topaz
- = **DMC 743** Medium Yellow
- Z **DMC 3325** Light Baby Blue
- A **DMC 895** Very Dark Hunter Green
- V **DMC 471** Very Light Avocado Green
- T **DMC 3346** Hunter Green
- N **DMC 922** Light Copper
- S **DMC 971** Pumpkin
- K **DMC 920** Medium Copper
- E **DMC 921** Copper
- C **DMC 801** Dark Coffee Brown
- P **DMC 742** Light Tangerine
- U **DMC 434** Light Brown

Living the good life, tile arch

Needlepoint pattern

This page is the dark part of the chart

Columns 55 to 107, rows 70 to 160. Start at the red outline. Gray squares: charted already, do not stitch again

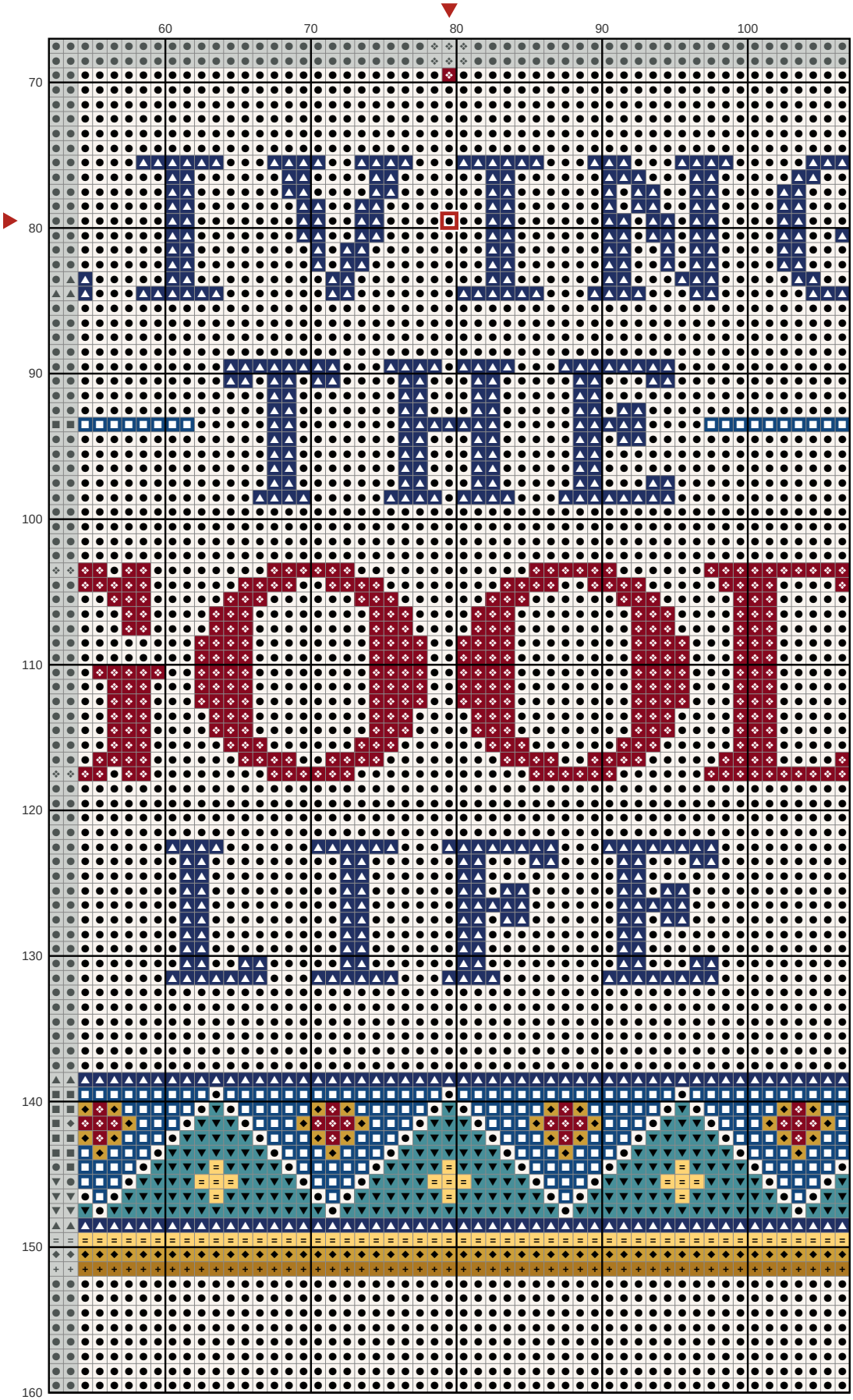

Key

- DMC 3865 Winter White
- DMC 797 Royal Blue
- DMC 823 Dark Navy Blue
- DMC 3852 Very Dark Straw
- DMC 3810 Dark Turquoise
- DMC 815 Medium Garnet
- DMC 782 Dark Topaz
- DMC 743 Medium Yellow

Living the good life, tile arch

Needlepoint pattern

This page is the dark part of the chart

Columns 108 to 160, rows 70 to 160. Gray squares: charted already, do not stitch again



Key

- ● **DMC 3865** Winter White
- □ **DMC 797** Royal Blue
- △ **DMC 823** Dark Navy Blue
- ◆ **DMC 3852** Very Dark Straw
- ▼ **DMC 3810** Dark Turquoise
- ★ **DMC 598** Light Turquoise
- ❖ **DMC 815** Medium Garnet
- X **DMC 322** Dark Baby Blue
- H **DMC 747** Very Light Sky Blue
- \+ **DMC 782** Dark Topaz
- = **DMC 743** Medium Yellow
- Z **DMC 3325** Light Baby Blue
- A **DMC 895** Very Dark Hunter Green
- V **DMC 471** Very Light Avocado Green
- T **DMC 3346** Hunter Green
- N **DMC 922** Light Copper
- S **DMC 971** Pumpkin
- K **DMC 920** Medium Copper
- E **DMC 921** Copper
- C **DMC 801** Dark Coffee Brown
- P **DMC 742** Light Tangerine
- U **DMC 434** Light Brown