Be kind to one another umbrella pillow

Needlepoint pattern | 160 x 120 stitches | 16 x 12 in (40.6 x 30.5 cm) on 10 mesh | 24 colors



How to stitch it



1. Each square is one tent stitch, up at 1, down at 2. Lines in continental, right to left, the canvas upside down for the next row; wide areas in basketweave.
2. Cut 18 in of thread. Start and end it without a knot left behind.
3. Mark the middle of the canvas. It is the outlined square on page 2, column 80, row 60 (DMC 3750): start there. Count threads, not holes.
4. Go on from it: picture first, background last. Gray squares are on two pages: stitch them once.
5. Last, two more rows all round in DMC 3750: the seam hides them.

First time? How to needlepoint: flossfield.com/needlepoint/guides/how-to-start/
How to read a chart: flossfield.com/needlepoint/guides/how-to-read-a-chart/

What you need

Canvas: blank mono canvas, 10 mesh (10 threads to the inch), cut 20.5 in wide x 16.5 in high (52.1 x 41.9 cm).

Needle: blunt tapestry, size 18. Also masking tape for the cut edges, and small scissors.

Thread: pearl cotton size 3, 24 colors, about 45 skeins in all (an estimate). Stitch with 2 lengths together.

Make it a pillow: backing fabric, an insert the size of the stitching or an inch larger, and cord or piping for the edge. How to finish a pillow.

Thread list, DMC

			stitches	skeins
●	3750	Very Dark Antique Blue	9,659	17
■	712	Cream	1,594	3
▲	932	Light Antique Blue	1,353	3
◆	351	Coral	1,169	2
▼	598	Light Turquoise	656	1
★	743	Medium Yellow	628	1
❖	350	Medium Coral	512	1
X	783	Medium Topaz	389	1
H	3752	Very Light Antique Blue	384	1
+	3810	Dark Turquoise	381	1
=	3808	Ultra Very Dark Turquoise	333	1
Z	930	Dark Antique Blue	305	1
A	931	Medium Antique Blue	303	1
V	745	Light Pale Yellow	300	1
T	498	Dark Red	228	1
N	815	Medium Garnet	205	1
S	898	Very Dark Coffee Brown	204	1
K	921	Copper	148	1
E	632	Ultra Very Dark Desert Sand	106	1
C	945	Tawny	104	1
P	919	Red Copper	85	1
U	436	Tan	62	1
L	3371	Black Brown	56	1
2	922	Light Copper	36	1

Skeins are estimates, with the two extra rows: the thread a stitch takes on the front and back of 10 mesh canvas, plus 30 percent, rounded up for each color.

Thread colors are approximate screen matches to DMC numbers. Check against real thread before you buy.

For your own stitching, gifts and handmade pieces you sell. Do not resell or share this PDF or copies of it.

Be kind to one another umbrella pillow

Needlepoint pattern

Columns 1 to 80, rows 1 to 60. Start at the red outline

This page is the dark part of the chart



Key

- **DMC 3750** Very Dark Antique Blue
- **DMC 712** Cream
- **DMC 351** Coral
- **DMC 598** Light Turquoise
- **DMC 743** Medium Yellow
- **DMC 783** Medium Topaz
- **DMC 3808** Ultra Very Dark Turquoise
- **DMC 930** Dark Antique Blue
- **DMC 931** Medium Antique Blue
- **DMC 498** Dark Red

Be kind to one another umbrella pillow

Needlepoint pattern

Columns 81 to 160, rows 1 to 60. Gray squares: charted already, do not stitch again

This page is the dark part of the chart



Key

- DMC 3750 Very Dark Antique Blue
- DMC 712 Cream
- DMC 932 Light Antique Blue
- DMC 351 Coral
- DMC 743 Medium Yellow
- DMC 350 Medium Coral
- DMC 783 Medium Topaz
- DMC 930 Dark Antique Blue
- DMC 931 Medium Antique Blue
- DMC 498 Dark Red
- DMC 815 Medium Garnet
- DMC 898 Very Dark Coffee Brown
- DMC 921 Copper
- DMC 632 Ultra Very Dark Desert Sand
- DMC 919 Red Copper
- DMC 3371 Black Brown
- DMC 922 Light Copper

Be kind to one another umbrella pillow

Needlepoint pattern

Columns 1 to 80, rows 61 to 120. Gray squares: charted already, do not stitch again

This page is the dark part of the chart

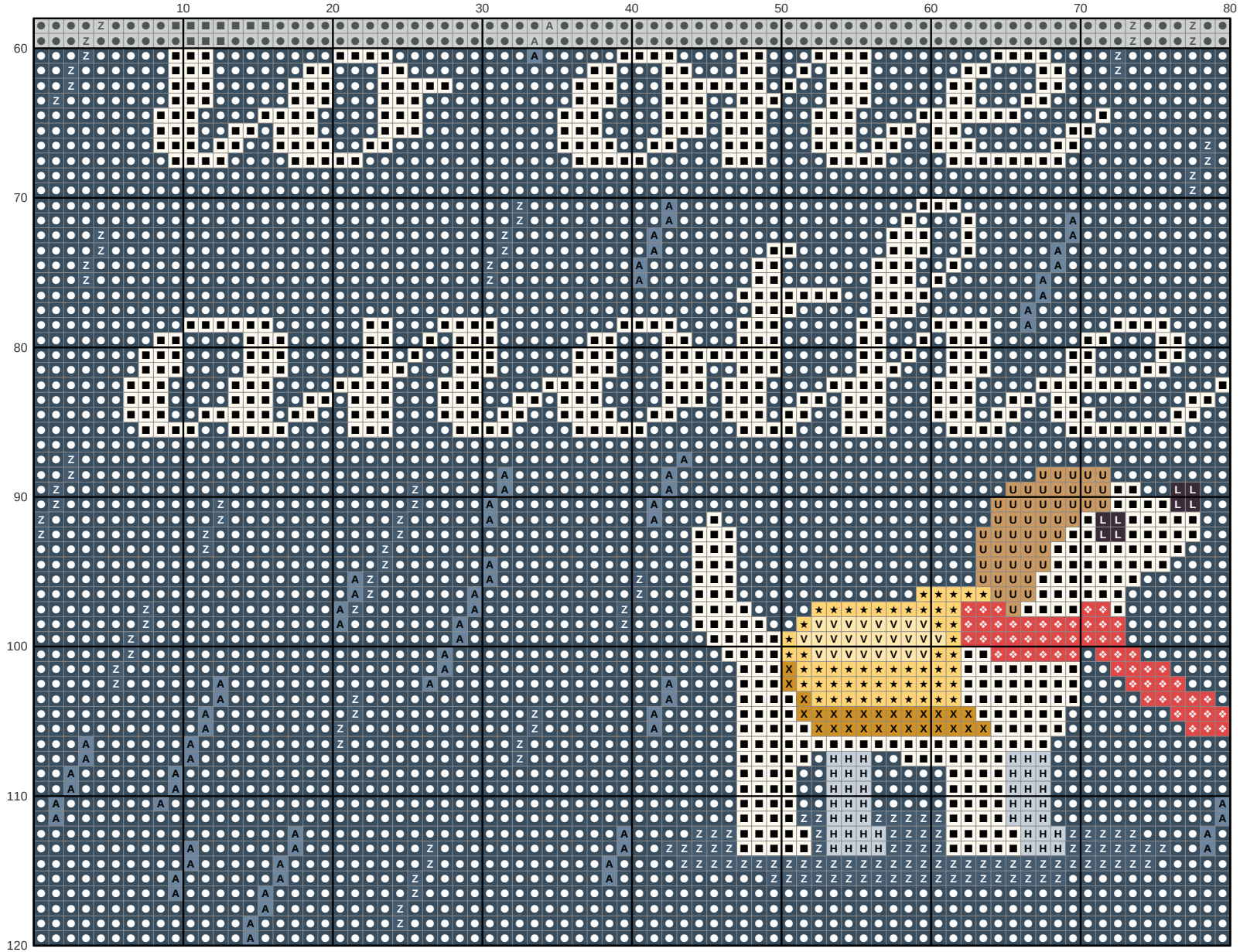

Key

- **DMC 3750** Very Dark Antique Blue
- **DMC 712** Cream
- **DMC 743** Medium Yellow
- **DMC 350** Medium Coral
- **DMC 783** Medium Topaz
- **DMC 3752** Very Light Antique Blue
- **DMC 930** Dark Antique Blue
- **DMC 931** Medium Antique Blue
- **DMC 745** Light Pale Yellow
- **DMC 436** Tan
- **DMC 3371** Black Brown

Be kind to one another umbrella pillow

Needlepoint pattern

Columns 81 to 160, rows 61 to 120. Gray squares: charted already, do not stitch again

This page is the dark part of the chart



Key

- DMC 3750
- DMC 712 Cream
- DMC 932
- DMC 351 Coral
- DMC 598
- DMC 743
- DMC 350
- DMC 783
- DMC 3752
- DMC 3810
- DMC 3808
- DMC 930
- DMC 931
- DMC 745
- DMC 498 Dark Red
- DMC 898
- DMC 921 Copper
- DMC 632
- DMC 945 Tawny
- DMC 919
- DMC 436 Tan
- DMC 3371