Funny stack of bears stocking

Needlepoint pattern | 143 x 234 stitches | 11 x 18 in (27.9 x 45.7 cm) on 13 mesh | 22 colors



Thread key, DMC

			stitches	yards	skeins
●	502	Blue Green	5,717	55	9
■	712	Cream	3,577	34	6
▲	500	Very Dark Blue Green	1,555	15	3
◆	413	Dark Pewter Gray	1,429	14	3
▼	775	Very Light Baby Blue	1,212	12	2
★	434	Light Brown	1,114	11	2
❖	310	Black	1,097	11	2
X	801	Dark Coffee Brown	1,094	11	2
O	3799	Very Dark Pewter Gray	1,012	10	2
+	437	Light Tan	692	7	2
=	3820	Dark Straw	651	7	1
Z	436	Tan	587	6	1
A	922	Light Copper	587	6	1
V	931	Medium Antique Blue	483	5	1
T	3752	Very Light Antique Blue	481	5	1
N	563	Light Jade	458	5	1
S	817	Very Dark Coral Red	354	4	1
K	920	Medium Copper	301	3	1
E	433	Medium Brown	188	2	1
C	3853	Dark Autumn Gold	146	2	1
P	3845	Medium Bright Turquoise	129	2	1
U	783	Medium Topaz	56	1	1

One chart square is one tent stitch over one canvas intersection.

Cut the canvas at least 15 x 22 in (38.1 x 55.9 cm) for 13 mesh: the design and 2 in (5.1 cm) of margin on every side.

22,920 stitches in all, inside the outline: the chart is 143 x 234 at its widest and tallest. Start from the center: a red arrow above the chart marks the center column, and one to the left of it the center row. The arrows are on the pages those lines cross.

The chart is on 4 pages, each cut to what is stitched: bare canvas has no page, and a join falls on plain ground where it can. Pages 2 and 3 are turned on their side, for a part that is wider than it is tall. Where chart pages join, gray squares repeat two rows or columns. The small picture at the top of each chart page shows which part it is.

Thread: six-strand floss, 7 or 8 strands in the needle on 13 mesh (counted at 8), about 45 skeins of 8.7 yd in all. Or pearl cotton size 3, 1 strand, about 27 skeins of 16.4 yd; or tapestry wool, 1 strand, about 38 skeins of 8.7 yd; or Persian wool, 2 strands, about 30 skeins of 8 yd. Wool is numbered differently: match it by eye. Needle: tapestry, size 20.

Yards and skeins are estimates: the thread a stitch takes on the front and back of 13 mesh canvas, plus 30 percent, rounded up for each color (about 228 yards in all, as the thread lies in the needle).

Thread colors are approximate screen matches to DMC numbers. Check against real thread before you buy.

Make it a stocking: also have backing and lining fabric, cord or piping, and a loop. Finishers ask for stockings months before Christmas, and most want two extra rows all round. Ask yours before the edge, and stitch a name first. "How to finish a stocking" is a guide linked from this pattern's page.

For your own stitching, gifts and handmade pieces you sell. Do not resell or share this PDF.

Funny stack of bears stocking

Needlepoint pattern

Chart 1 of 4: columns 62 to 143, rows 1 to 71

This page is the dark part of the chart



Funny stack of bears stocking

Needlepoint pattern

This page is the dark part of the chart

Chart 2 of 4: columns 61 to 143, rows 72 to 140; gray squares repeat rows 70 and 71



Funny stack of bears stocking

Needlepoint pattern

This page is the dark part of the chart

Chart 3 of 4: columns 1 to 72, rows 141 to 234; gray squares repeat rows 139 and 140



Funny stack of bears stocking

Needlepoint pattern

This page is the dark part of the chart

Chart 4 of 4: columns 73 to 143, rows 141 to 234; gray squares repeat columns 71 and 72 and rows 139 and 140

