Funny stack of bears stocking

Needlepoint pattern | 143 x 234 stitches | 11 x 18 in (27.9 x 45.7 cm) on 13 mesh | 22 colors



Thread key, DMC

			stitches	yards	skeins
●	**502**	Blue Green	5,717	55	9
■	**712**	Cream	3,577	34	6
▲	**500**	Very Dark Blue Green	1,555	15	3
◆	**413**	Dark Pewter Gray	1,429	14	3
▼	**775**	Very Light Baby Blue	1,212	12	2
★	**434**	Light Brown	1,114	11	2
❖	**310**	Black	1,097	11	2
X	**801**	Dark Coffee Brown	1,094	11	2
O	**3799**	Very Dark Pewter Gray	1,012	10	2
+	**437**	Light Tan	692	7	2
=	**3820**	Dark Straw	651	7	1
Z	**436**	Tan	587	6	1
A	**922**	Light Copper	587	6	1
V	**931**	Medium Antique Blue	483	5	1
T	**3752**	Very Light Antique Blue	481	5	1
N	**563**	Light Jade	458	5	1
S	**817**	Very Dark Coral Red	354	4	1
K	**920**	Medium Copper	301	3	1
E	**433**	Medium Brown	188	2	1
C	**3853**	Dark Autumn Gold	146	2	1
P	**3845**	Medium Bright Turquoise	129	2	1
U	**783**	Medium Topaz	56	1	1

One chart square is one tent stitch over one canvas intersection.

Cut the canvas at least 15 x 22 in (38.1 x 55.9 cm) for 13 mesh: the design and 2 in (5.1 cm) of margin on every side.

22,920 stitches in all, inside the outline: the chart is 143 x 234 at its widest and tallest. Start from the center: a red arrow above the chart marks the center column, and one to the left of it the center row. The arrows are on the pages those lines cross.

The chart is on 4 pages, each cut to what is stitched: bare canvas has no page, and a join falls on plain ground where it can. Pages 2 and 3 are turned on their side, for a part that is wider than it is tall. Where chart pages join, gray squares repeat two rows or columns. The small picture at the top of each chart page shows which part it is.

Thread: six-strand floss, 7 or 8 strands in the needle on 13 mesh (counted at 8), about 45 skeins of 8.7 yd in all. Or pearl cotton size 3, 1 strand, about 27 skeins of 16.4 yd; or tapestry wool, 1 strand, about 38 skeins of 8.7 yd; or Persian wool, 2 strands, about 30 skeins of 8 yd. Wool is numbered differently: match it by eye. Needle: tapestry, size 20.

Yards and skeins are estimates: the thread a stitch takes on the front and back of 13 mesh canvas, plus 30 percent, rounded up for each color (about 228 yards in all, as the thread lies in the needle).

Thread colors are approximate screen matches to DMC numbers. Check against real thread before you buy.

Make it a stocking: also have backing and lining fabric, cord or piping, and a loop. Finishers ask for stockings months before Christmas, and most want two extra rows all round. Ask yours before the edge, and stitch a name first. "How to finish a stocking" is a guide linked from this pattern's page.

For your own stitching, gifts and handmade pieces you sell. Do not resell or share this PDF.

Funny stack of bears stocking

Needlepoint pattern

Chart 1 of 4: columns 62 to 143, rows 1 to 71

This page is the dark part of the chart



Funny stack of bears stocking

Needlepoint pattern

This page is the dark part of the chart

Chart 2 of 4: columns 61 to 143, rows 72 to 140; gray squares repeat rows 70 and 71



Funny stack of bears stocking

Needlepoint pattern

Chart 3 of 4: columns 1 to 72, rows 141 to 234; gray squares repeat rows 139 and 140

This page is the dark part of the chart



Funny stack of bears stocking

Needlepoint pattern

This page is the dark part of the chart

Chart 4 of 4: columns 73 to 143, rows 141 to 234; gray squares repeat columns 71 and 72 and rows 139 and 140

