New York brownstones in snow stocking

Needlepoint pattern | 143 x 234 stitches | 11 x 18 in (27.9 x 45.7 cm) on 13 mesh | 24 colors



Thread key, DMC

			stitches	yards	skeins
●	**739**	Ultra Very Light Tan	3,143	30	5
■	**3865**	Winter White	2,608	25	4
▲	**3808**	Ultra Very Dark Turquoise	2,116	21	4
◆	**3810**	Dark Turquoise	1,828	18	3
▼	**3750**	Very Dark Antique Blue	1,740	17	3
★	**920**	Medium Copper	1,242	12	2
❖	**349**	Dark Coral	1,130	11	2
X	**598**	Light Turquoise	1,068	11	2
O	**3722**	Medium Shell Pink	1,046	10	2
+	**918**	Dark Red Copper	923	9	2
=	**725**	Medium Light Topaz	704	7	2
Z	**3721**	Dark Shell Pink	617	6	1
A	**3778**	Light Terra Cotta	545	6	1
V	**938**	Ultra Dark Coffee Brown	510	5	1
T	**3752**	Very Light Antique Blue	504	5	1
N	**3046**	Medium Yellow Beige	498	5	1
S	**3860**	Cocoa	481	5	1
K	**3045**	Dark Yellow Beige	428	5	1
E	**743**	Medium Yellow	369	4	1
C	**3861**	Light Cocoa	364	4	1
P	**435**	Very Light Brown	358	4	1
U	**561**	Very Dark Jade	278	3	1
L	**801**	Dark Coffee Brown	273	3	1
2	**562**	Medium Jade	147	2	1

One chart square is one tent stitch over one canvas intersection.

Cut the canvas at least 15 x 22 in (38.1 x 55.9 cm) for 13 mesh: the design and 2 in (5.1 cm) of margin on every side.

22,920 stitches in all, inside the outline: the chart is 143 x 234 at its widest and tallest. Start from the center: a red arrow above the chart marks the center column, and one to the left of it the center row. The arrows are on the pages those lines cross.

The chart is on 4 pages, each cut to what is stitched: bare canvas has no page, and a join falls on plain ground where it can. Pages 2 and 3 are turned on their side, for a part that is wider than it is tall. Where chart pages join, gray squares repeat two rows or columns. The small picture at the top of each chart page shows which part it is.

Thread: six-strand floss, 7 or 8 strands in the needle on 13 mesh (counted at 8), about 44 skeins of 8.7 yd in all. Or pearl cotton size 3, 1 strand, about 29 skeins of 16.4 yd; or tapestry wool, 1 strand, about 38 skeins of 8.7 yd; or Persian wool, 2 strands, about 31 skeins of 8 yd. Wool is numbered differently: match it by eye. Needle: tapestry, size 20.

Yards and skeins are estimates: the thread a stitch takes on the front and back of 13 mesh canvas, plus 30 percent, rounded up for each color (about 228 yards in all, as the thread lies in the needle).

Thread colors are approximate screen matches to DMC numbers. Check against real thread before you buy.

Make it a stocking: also have backing and lining fabric, cord or piping, and a loop. Finishers ask for stockings months before Christmas, and most want two extra rows all round. Ask yours before the edge, and stitch a name first. "How to finish a stocking" is a guide linked from this pattern's page.

For your own stitching, gifts and handmade pieces you sell. Do not resell or share this PDF.

New York brownstones in snow stocking

Needlepoint pattern

This page is the dark part of the chart

Chart 1 of 4: columns 62 to 143, rows 1 to 71



New York brownstones in snow stocking

Needlepoint pattern

Chart 2 of 4: columns 61 to 143, rows 72 to 140; gray squares repeat rows 70 and 71

This page is the dark part of the chart



New York brownstones in snow stocking

Needlepoint pattern

Chart 3 of 4: columns 1 to 72, rows 141 to 234; gray squares repeat rows 139 and 140

This page is the dark part of the chart



New York brownstones in snow stocking

Needlepoint pattern

This page is the dark part of the chart

Chart 4 of 4: columns 73 to 143, rows 141 to 234; gray squares repeat columns 71 and 72 and rows 139 and 140

