1950s Swedish children playing in snow

Needlepoint pattern | 90 x 126 stitches | 5 x 7 in (12.7 x 17.8 cm) on 18 mesh | 20 colors



How to stitch it



1. Each square is one tent stitch, up at 1, down at 2. Lines in continental, right to left, the canvas upside down for the next row; wide areas in basketweave.
2. Cut 18 in of thread. Start and end it without a knot left behind.
3. Mark the middle of the canvas. It is the outlined square on page 2, column 45, row 63 (DMC 321): start there. Count threads, not holes.
4. Go on from it: picture first, background last. Gray squares are on two pages: stitch them once.
5. When it is done, block it square.

First time? How to needlepoint: flossfield.com/needlepoint/guides/how-to-start/
How to read a chart: flossfield.com/needlepoint/guides/how-to-read-a-chart/

What you need

Canvas: blank mono canvas, 18 mesh (18 threads to the inch), cut 9 in wide x 11 in high (22.9 x 27.9 cm).

Needle: blunt tapestry, size 22. Also masking tape for the cut edges, and small scissors.

Thread: six-strand floss, 20 colors, about 22 skeins in all (an estimate). Stitch with 4 strands (5 or 6 if canvas shows).

Frame it: acid-free board and a frame.
How to frame needlepoint.

Thread list, DMC

			stitches	skeins
●	**3865**	Winter White	3,347	3
■	**519**	Sky Blue	1,250	1
▲	**3747**	Very Light Blue Violet	981	1
◆	**3761**	Light Sky Blue	831	1
▼	**783**	Medium Topaz	646	1
★	**321**	Red	542	1
❖	**433**	Medium Brown	510	1
X	**3808**	Ultra Very Dark Turquoise	405	1
H	**3777**	Very Dark Terra Cotta	396	1
+	**815**	Medium Garnet	320	1
=	**828**	Ultra Very Light Sky Blue	304	1
Z	**161**	Gray Blue	304	1
A	**3799**	Very Dark Pewter Gray	291	1
V	**3822**	Light Straw	274	1
T	**336**	Navy Blue	272	1
N	**781**	Very Dark Topaz	231	1
S	**951**	Light Tawny	178	1
K	**312**	Very Dark Baby Blue	122	1
E	**436**	Tan	111	1
C	**760**	Salmon	25	1

Skeins are estimates: the thread a stitch takes on the front and back of 18 mesh canvas, plus 30 percent, rounded up for each color.
Thread colors are approximate screen matches to DMC numbers. Check against real thread before you buy.
For your own stitching, gifts and handmade pieces you sell. Do not resell or share this PDF or copies of it.

1950s Swedish children playing in snow

Needlepoint pattern

Columns 1 to 90, rows 1 to 67. Start at the red outline

This page is the dark part of the chart



Key

- DMC 3865 Winter White
- DMC 519 Sky Blue
- DMC 3747 Very Light Blue Violet
- DMC 3761 Light Sky Blue
- DMC 783 Medium Topaz
- DMC 321 Red
- DMC 433 Medium Brown
- DMC 3808 Ultra Very Dark Turquoise
- DMC 3777 Very Dark Terra Cotta
- DMC 815 Medium Garnet
- DMC 828 Ultra Very Light Sky Blue
- DMC 161 Gray Blue
- DMC 3799 Very Dark Pewter Gray
- DMC 3822 Light Straw
- DMC 781 Very Dark Topaz
- DMC 951 Light Tawny
- DMC 312 Very Dark Baby Blue
- DMC 436 Tan
- DMC 760 Salmon

1950s Swedish children playing in snow

Needlepoint pattern

Columns 1 to 90, rows 68 to 126. Gray squares: charted already, do not stitch again

This page is the dark part of the chart



Key

- DMC 3865 Winter White
- DMC 3747 Very Light Blue Violet
- DMC 783 Medium Topaz
- DMC 321 Red
- DMC 433 Medium Brown
- DMC 3808 Ultra Very Dark Turquoise
- DMC 815 Medium Garnet
- DMC 161 Gray Blue
- DMC 3799 Very Dark Pewter Gray
- DMC 3822 Light Straw
- DMC 336 Navy Blue
- DMC 781 Very Dark Topaz
- DMC 951 Light Tawny
- DMC 312 Very Dark Baby Blue
- DMC 436 Tan