Mod half circles

Needlepoint pattern | 90 x 90 stitches | 5 x 5 in (12.7 x 12.7 cm) on 18 mesh | 8 colors



Thread key

			stitches	yards	skeins of floss
●	**DMC 712**	Cream	1,720	12	2
□	**DMC 938**	Ultra Dark Coffee Brown	1,700	12	2
▲	**DMC 742**	Light Tangerine	1,308	9	2
◆	**DMC 3808**	Ultra Very Dark Turquoise	1,086	8	1
▼	**DMC 598**	Light Turquoise	878	7	1
★	**DMC 349**	Dark Coral	548	4	1
❖	**DMC 721**	Medium Orange Spice	500	4	1
X	**DMC 166**	Medium Light Moss Green	360	3	1

One chart square is one tent stitch over one canvas intersection.

Cut the canvas at least 9 x 9 in (22.9 x 22.9 cm) for 18 mesh: the design and 2 in (5.1 cm) of margin on every side.

8,100 stitches in all. Start from the center: a red arrow above the chart marks the center column, and one to the left of it the center row. The arrows are on the pages those lines cross.

The chart is divided evenly over 2 pages. Where chart pages join, gray squares repeat two columns. The small picture at the top of each chart page shows which part it is.

Thread: six-strand floss, 4 to 6 strands in the needle on 18 mesh (counted at 6), about 11 skeins of 8.7 yd in all. Or pearl cotton size 5, 1 strand, about 8 skeins of 27.3 yd; or Persian wool, 1 strand, about 8 skeins of 8 yd. Wool is numbered differently: match it by eye. Needle: tapestry, size 22.

Yards and skeins are estimates: the thread a stitch takes on the front and back of 18 mesh canvas, plus 30 percent, rounded up for each color (about 59 yards in all, as the thread lies in the needle).

Thread colors are approximate screen matches to DMC numbers. Check against real thread before you buy.

Fit it into a lid: also have the box or tray, acid-free board and backing. Measure the opening first and add a row or two of background to sit under its edge. "How to fit it into a lid" is a guide linked from this pattern's page.

For your own stitching, gifts and handmade pieces you sell. Do not resell or share this PDF or copies of it.

Mod half circles

Needlepoint pattern

Chart 1 of 2: columns 1 to 45, rows 1 to 90

This page is the dark part of the chart



Key

- DMC 712 Cream
- DMC 938 Ultra Dark Coffee Brown
- DMC 742 Light Tangerine
- DMC 3808
- DMC 598 Light Turquoise
- DMC 349 Dark Coral
- DMC 721 Medium Orange Spice
- DMC 166

Mod half circles

Needlepoint pattern

This page is the dark part of the chart

Chart 2 of 2: columns 46 to 90, rows 1 to 90; gray squares repeat columns 44 and 45



Key

- DMC 712 Cream
- DMC 938
- DMC 742 Light Tangerine
- DMC 3808
- DMC 598 Light Turquoise
- DMC 349 Dark Coral
- DMC 721
- DMC 166