Dove tefillin bag

Needlepoint pattern | 117 x 117 stitches | 9 x 9 in (22.9 x 22.9 cm) on 13 mesh | 11 colors



How to stitch it



1. Each square is one tent stitch, up at 1, down at 2. Lines in continental, right to left, the canvas upside down for the next row; wide areas in basketweave.
2. Cut 18 in of thread. Start and end it without a knot left behind.
3. Mark the middle of the canvas. It is the outlined square on page 4, column 59, row 59 (DMC 3325): start there. Count threads, not holes.
4. Go on from it: picture first, background last. Gray squares are on two pages: stitch them once.
5. Last, two more rows all round in DMC 739: the seam hides them.

First time? How to needlepoint: flossfield.com/needlepoint/guides/how-to-start/
How to read a chart: flossfield.com/needlepoint/guides/how-to-read-a-chart/

What you need

Canvas: blank mono canvas, 13 mesh (13 threads to the inch), cut 13.5 in square (34.3 cm).

Needle: blunt tapestry, size 20. Also masking tape for the cut edges, and small scissors.

Thread: six-strand floss, 11 colors, about 28 skeins in all (an estimate). Stitch with 7 strands (8 if canvas shows).

Make it a bag: velvet or twill for the back, a lining and a zipper. How to make a tallit or tefillin bag.

Thread list, DMC

			stitches	skeins
●	**739**	Ultra Very Light Tan	3,396	7
■	**B5200**	Snow White	3,048	5
▲	**312**	Very Dark Baby Blue	1,923	3
◆	**336**	Navy Blue	1,784	3
▼	**3325**	Light Baby Blue	1,402	3
★	**470**	Light Avocado Green	813	2
❖	**3362**	Dark Pine Green	612	1
X	**334**	Medium Baby Blue	439	1
H	**472**	Ultra Light Avocado Green	246	1
+	**977**	Light Golden Brown	15	1
=	**3826**	Golden Brown	11	1

Skeins are estimates, with the two extra rows: the thread a stitch takes on the front and back of 13 mesh canvas, plus 30 percent, rounded up for each color.

Thread colors are approximate screen matches to DMC numbers. Check against real thread before you buy.

For your own stitching, gifts and handmade pieces you sell. Do not resell or share this PDF or copies of it.

Dove tefillin bag

Needlepoint pattern

Columns 1 to 59, rows 1 to 58

This page is the dark part of the chart



Key

- ● **DMC 739** Ultra Very Light Tan
- ■ **DMC B5200** Snow White
- ▲ **DMC 312** Very Dark Baby Blue
- ◆ **DMC 336** Navy Blue
- ▼ **DMC 3325** Light Baby Blue
- ★ **DMC 470** Light Avocado Green
- ❖ **DMC 3362** Dark Pine Green
- X **DMC 334** Medium Baby Blue
- \+ **DMC 977** Light Golden Brown
- = **DMC 3826** Golden Brown

Dove tefillin bag

Needlepoint pattern

This page is the dark part of the chart

Columns 60 to 117, rows 1 to 58. Gray squares: charted already, do not stitch again



Key

- ● **DMC 739** Ultra Very Light Tan
- ■ **DMC B5200** Snow White
- ▲ **DMC 312** Very Dark Baby Blue
- ◆ **DMC 336** Navy Blue
- ▼ **DMC 3325** Light Baby Blue
- ★ **DMC 470** Light Avocado Green
- ❖ **DMC 3362** Dark Pine Green
- X **DMC 334** Medium Baby Blue

Dove tefillin bag

Needlepoint pattern

This page is the dark part of the chart



Columns 1 to 59, rows 59 to 117. Start at the red outline. Gray squares: charted already, do not stitch again

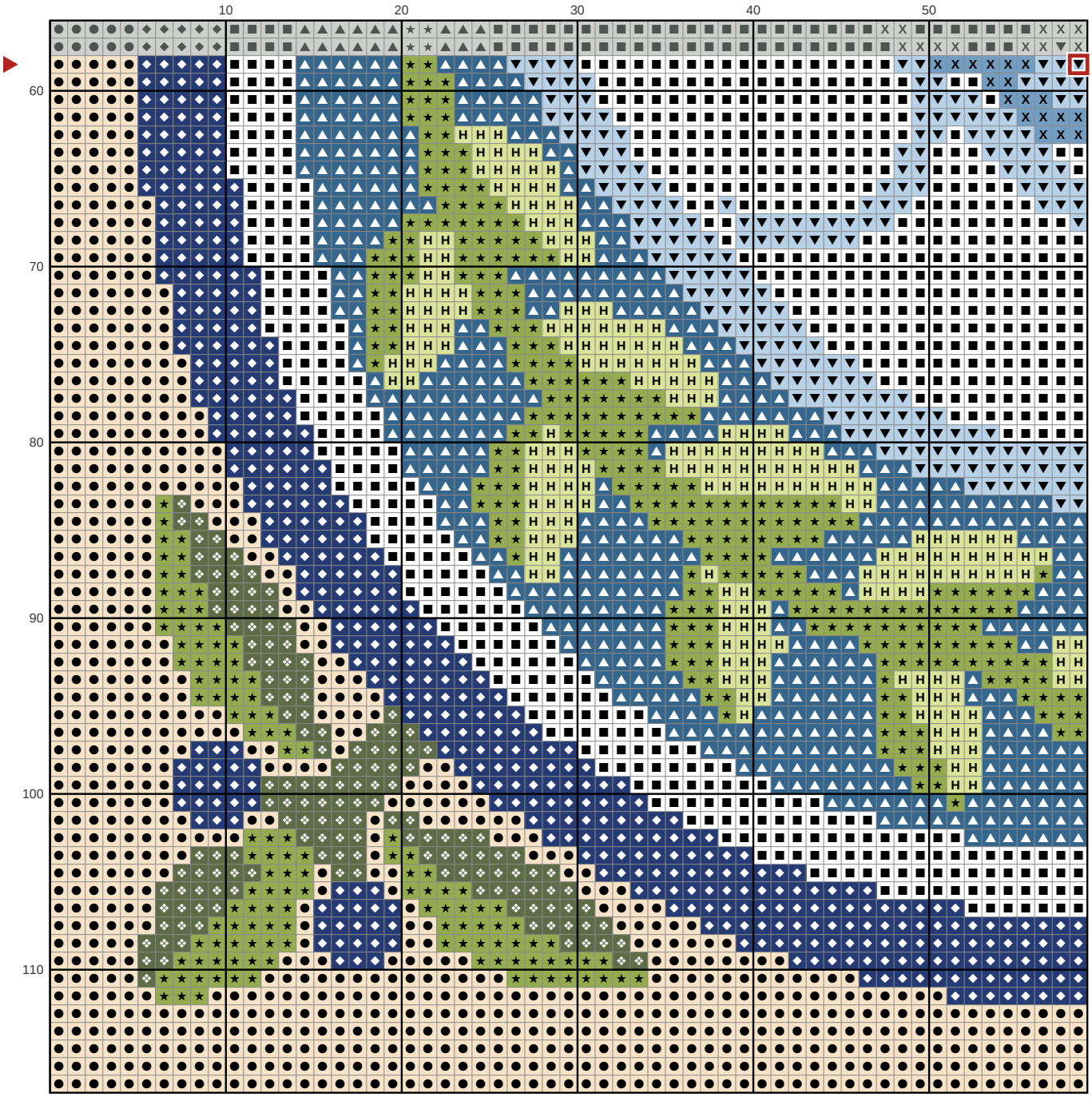

Key

- ● **DMC 739** Ultra Very Light Tan
- ■ **DMC B5200** Snow White
- ▲ **DMC 312** Very Dark Baby Blue
- ◆ **DMC 336** Navy Blue
- ▼ **DMC 3325** Light Baby Blue
- ★ **DMC 470** Light Avocado Green
- ❖ **DMC 3362** Dark Pine Green
- X **DMC 334** Medium Baby Blue
- H **DMC 472** Ultra Light Avocado Green

Dove tefillin bag

Needlepoint pattern

This page is the dark part of the chart

Columns 60 to 117, rows 59 to 117. Gray squares: charted already, do not stitch again



Key

- ● **DMC 739** Ultra Very Light Tan
- ■ **DMC B5200** Snow White
- ▲ **DMC 312** Very Dark Baby Blue
- ◆ **DMC 336** Navy Blue
- ▼ **DMC 3325** Light Baby Blue
- ★ **DMC 470** Light Avocado Green
- ❖ **DMC 3362** Dark Pine Green
- X **DMC 334** Medium Baby Blue
- H **DMC 472** Ultra Light Avocado Green