Flamingo sunglass case, wide

Needlepoint pattern | 74 x 140 stitches | 4.1 x 7.8 in (10.4 x 19.8 cm) on 18 mesh | 12 colors



How to read the chart



1. Each square is one tent stitch, up at 1, down at 2: basketweave for the background, continental for lines.
2. Bind the edges. Cut 18 in of thread; start and end it without a knot left behind.
3. Mark the middle of the canvas. It is the outlined square on page 2 (DMC 352): start there. Count threads, not holes.
4. Picture first, then border, background last. Gray squares are on two pages: stitch them once.
5. A heavier line stands every ten squares: count by them.
6. When it is done, block it square.

flossfield.com/needlepoint/guides/how-to-read-a-chart/

You will need

Canvas: blank mono canvas, 18 mesh (18 threads to the inch), cut 8.1 x 11.8 in (20.6 x 29.9 cm).

Needle: tapestry, size 22. Also masking tape for the cut edges, and small scissors.

Thread: six-strand floss, 4 strands in the needle (5 or 6 if canvas shows), about 15 skeins in all (an estimate).

Make it a case: lining fabric and backing fabric, 5 by 8 inches of each, sewing thread, a sharp needle and clips. The chart is one side: the other is cloth, or the same chart again. Try the folded glasses on it first. Stitch two extra rows all round in DMC 823, the color at its edge: the seam takes them. With those rows it takes 2 skeins of DMC 823, not 1.
How to make an eyeglass case.

Thread list, DMC

			stitches	skeins				stitches	skeins
●	**3753**	Ultra Very Light Antique Blue	2,790	3	❖	**350**	Medium Coral	494	1
■	**598**	Light Turquoise	1,327	2	X	**351**	Coral	436	1
▲	**823**	Dark Navy Blue	1,105	1	O	**471**	Very Light Avocado Green	426	1
◆	**BLANC**	White	1,007	1	+	**505**	Jade Green	404	1
▼	**352**	Light Coral	968	1	=	**3810**	Dark Turquoise	240	1
★	**744**	Pale Yellow	962	1	Z	**353**	Peach	201	1

Skeins are estimates: the thread a stitch takes on the front and back of 18 mesh canvas, plus 30 percent, rounded up for each color.
Thread colors are approximate screen matches to DMC numbers. Check against real thread before you buy.
For your own stitching, gifts and handmade pieces you sell. Do not resell or share this PDF or copies of it.

Flamingo sunglass case, wide Needlepoint pattern

This page is the dark part of the chart

Chart 1 of 2: columns 1 to 74, rows 1 to 70. Start at the red outline



Key

● **DMC 3753** Ultra Very Light Antique Blue	◆ **DMC BLANC** White	❖ **DMC 350** Medium Coral
■ **DMC 598** Light Turquoise	▼ **DMC 352** Light Coral	X **DMC 351** Coral
▲ **DMC 823** Dark Navy Blue	★ **DMC 744** Pale Yellow	Z **DMC 353** Peach

Flamingo sunglass case, wide Needlepoint pattern

This page is the dark part of the chart

Chart 2 of 2: columns 1 to 74, rows 71 to 140. Gray squares repeat rows 69 and 70: do not stitch them twice



Key

- ● **DMC 3753** Ultra Very Light Antique Blue
- ■ **DMC 598** Light Turquoise
- ▲ **DMC 823** Dark Navy Blue
- ◆ **DMC BLANC** White
- ▼ **DMC 352** Light Coral
- ★ **DMC 744** Pale Yellow
- ❖ **DMC 350** Medium Coral
- X **DMC 351** Coral
- O **DMC 471** Very Light Avocado Green
- \+ **DMC 505** Jade Green
- = **DMC 3810** Dark Turquoise
- Z **DMC 353** Peach