Football bookmark for plastic mesh

Needlepoint pattern | 27 x 117 stitches | 1.5 x 6.5 in (3.8 x 16.5 cm) on 18 mesh | 10 colors



Thread key

			stitches	yards	skeins of floss
●	**DMC 742**	Light Tangerine	445	4	1
■	**DMC 154**	Very Dark Grape	417	3	1
▲	**DMC 823**	Dark Navy Blue	385	3	1
◆	**DMC 746**	Off White	353	3	1
▼	**DMC 744**	Pale Yellow	342	3	1
★	**DMC 937**	Medium Avocado Green	288	2	1
❖	**DMC 921**	Copper	262	2	1
X	**DMC 400**	Dark Mahogany	262	2	1
O	**DMC 3803**	Dark Mauve	238	2	1
+	**DMC 470**	Light Avocado Green	167	2	1

One chart square is one tent stitch over one canvas intersection.

Cut the canvas at least 5.5 x 10.5 in (14 x 26.7 cm) for 18 mesh: the design and 2 in (5.1 cm) of margin on every side.

3,159 stitches in all. Start from the center: a red arrow above the chart marks the center column, and one to the left of it the center row. The arrows are on the pages those lines cross.

The chart is divided evenly over 2 pages. Where chart pages join, gray squares repeat two rows. The small picture at the top of each chart page shows which part it is.

Thread: six-strand floss, 4 to 6 strands in the needle on 18 mesh (counted at 6), about 10 skeins of 8.7 yd in all. Or pearl cotton size 5, 1 strand, about 10 skeins of 27.3 yd; or Persian wool, 1 strand, about 10 skeins of 8 yd. Wool is numbered differently: match it by eye. Needle: tapestry, size 22.

Yards and skeins are estimates: the thread a stitch takes on the front and back of 18 mesh canvas, plus 30 percent, rounded up for each color (about 26 yards in all, as the thread lies in the needle).

Thread colors are approximate screen matches to DMC numbers. Check against real thread before you buy.

When it is stitched: also have a finisher, or the fabric and cord to make it up yourself. Ask before you stitch the edge: some finishes take extra rows. "Ways to finish needlepoint" is a guide linked from this pattern's page.

For your own stitching, gifts and handmade pieces you sell. Do not resell or share this PDF or copies of it.

Football bookmark for plastic mesh

Needlepoint pattern

Chart 1 of 2: columns 1 to 27, rows 1 to 59

This page is the dark part of the chart



Key

- DMC 742 Light Tangerine
- DMC 154 Very Dark Grape
- DMC 823 Dark Navy Blue
- DMC 746 Off White
- DMC 744 Pale Yellow
- DMC 921 Copper
- DMC 3803 Dark Mauve

Football bookmark for plastic mesh

Needlepoint pattern

Chart 2 of 2: columns 1 to 27, rows 60 to 117; gray squares repeat rows 58 and 59

This page is the dark part of the chart



Key

- **DMC 742** Light Tangerine
- **DMC 154** Very Dark Grape
- **DMC 746** Off White
- **DMC 744** Pale Yellow
- **DMC 937** Medium Avocado Green
- **DMC 921** Copper
- **DMC 400** Dark Mahogany
- **DMC 3803** Dark Mauve
- **DMC 470** Light Avocado Green