Leaf, bowl and sun midcentury pillow

Needlepoint pattern | 140 x 140 stitches | 14 x 14 in (35.6 x 35.6 cm) on 10 mesh | 13 colors



Thread key

			stitches	yards	skeins of pearl
●	**DMC ECRU**	Ecru	5,372	67	9
■	**DMC 3813**	Light Blue Green	3,725	46	6
▲	**DMC 972**	Deep Canary	2,030	25	4
◆	**DMC 3809**	Very Dark Turquoise	1,761	22	3
▼	**DMC 725**	Medium Light Topaz	1,574	20	3
★	**DMC 3340**	Medium Apricot	930	12	2
❖	**DMC 3835**	Medium Grape	857	11	2
X	**DMC 598**	Light Turquoise	819	11	2
O	**DMC 3834**	Dark Grape	638	8	1
+	**DMC 350**	Medium Coral	615	8	1
=	**DMC 732**	Olive Green	480	6	1
Z	**DMC 900**	Dark Burnt Orange	422	6	1
A	**DMC 734**	Light Olive Green	377	5	1

One chart square is one tent stitch over one canvas intersection.

Cut the canvas at least 18 x 18 in (45.7 x 45.7 cm) for 10 mesh: the design and 2 in (5.1 cm) of margin on every side.

19,600 stitches in all. Start from the center: a red arrow above the chart marks the center column, and one to the left of it the center row. The arrows are on the pages those lines cross.

The chart is divided evenly over 4 pages. Where chart pages join, gray squares repeat two rows or columns. The small picture at the top of each chart page shows which part it is.

Thread: pearl cotton size 3, 2 strands in the needle on 10 mesh, about 36 skeins of 16.4 yd in all. Or six-strand floss, 8 to 10 strands, about 52 skeins of 8.7 yd; or tapestry wool, 1 strand, about 34 skeins of 8.7 yd; or Persian wool, 3 strands, about 36 skeins of 8 yd. Wool is numbered differently: match it by eye. Needle: tapestry, size 16 or 18.

Yards and skeins are estimates: the thread a stitch takes on the front and back of 10 mesh canvas, plus 30 percent, rounded up for each color (about 247 yards in all, as the thread lies in the needle).

Thread colors are approximate screen matches to DMC numbers. Check against real thread before you buy.

Make it a pillow: also have backing fabric, an insert the size of the stitching or an inch larger, and cord or piping for the edge. The seam takes the last two rows: stitch two extra rows all round, or keep the edge plain. "How to finish a pillow" is a guide linked from this pattern's page.

For your own stitching, gifts and handmade pieces you sell. Do not resell or share this PDF or copies of it.

Leaf, bowl and sun midcentury pillow

Needlepoint pattern

Chart 1 of 4: columns 1 to 70, rows 1 to 70

This page is the dark part of the chart



Key

- ● **DMC ECRU** Ecru
- ★ **DMC 3340** Medium Apricot
- Z **DMC 900** Dark Burnt Orange
- ▼ **DMC 725** Medium Light Topaz
- \+ **DMC 350** Medium Coral

Leaf, bowl and sun midcentury pillow

Needlepoint pattern

This page is the dark part of the chart



Chart 2 of 4: columns 71 to 140, rows 1 to 70; gray squares repeat columns 69 and 70

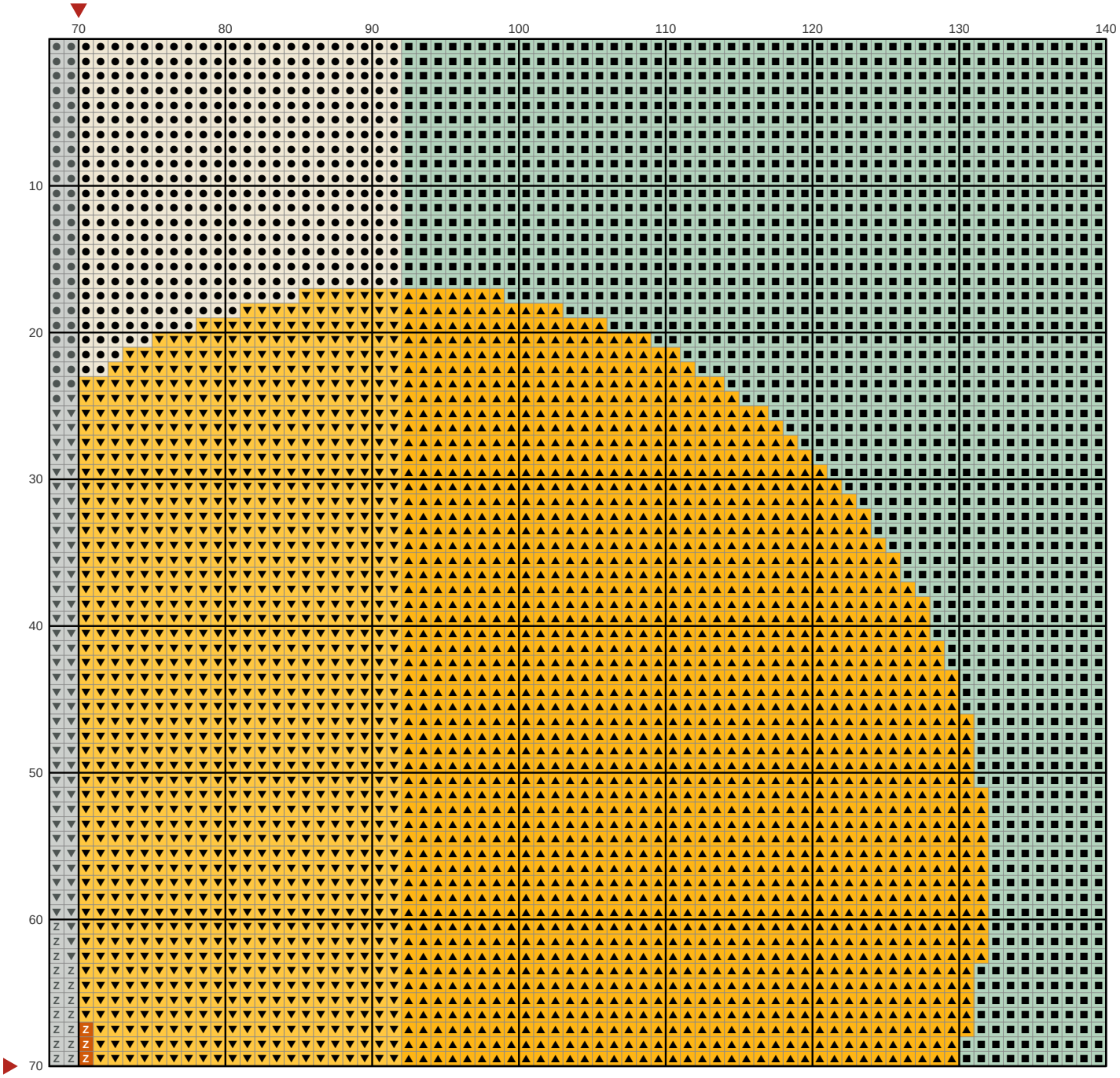

Key

- ● **DMC ECRU** Ecru
- ▲ **DMC 972** Deep Canary
- Z **DMC 900** Dark Burnt Orange
- ■ **DMC 3813** Light Blue Green
- ▼ **DMC 725** Medium Light Topaz

Leaf, bowl and sun midcentury pillow Needlepoint pattern

Chart 3 of 4: columns 1 to 70, rows 71 to 140; gray squares repeat rows 69 and 70

This page is the dark part of the chart



Key

- ● **DMC ECRU** Ecru
- ◆ **DMC 3809** Very Dark Turquoise
- ★ **DMC 3340** Medium Apricot
- ❖ **DMC 3835** Medium Grape
- X **DMC 598** Light Turquoise
- O **DMC 3834** Dark Grape
- \+ **DMC 350** Medium Coral
- Z **DMC 900** Dark Burnt Orange

Leaf, bowl and sun midcentury pillow

Needlepoint pattern

This page is the dark part of the chart

Chart 4 of 4: columns 71 to 140, rows 71 to 140; gray squares repeat columns 69 and 70 and rows 69 and 70

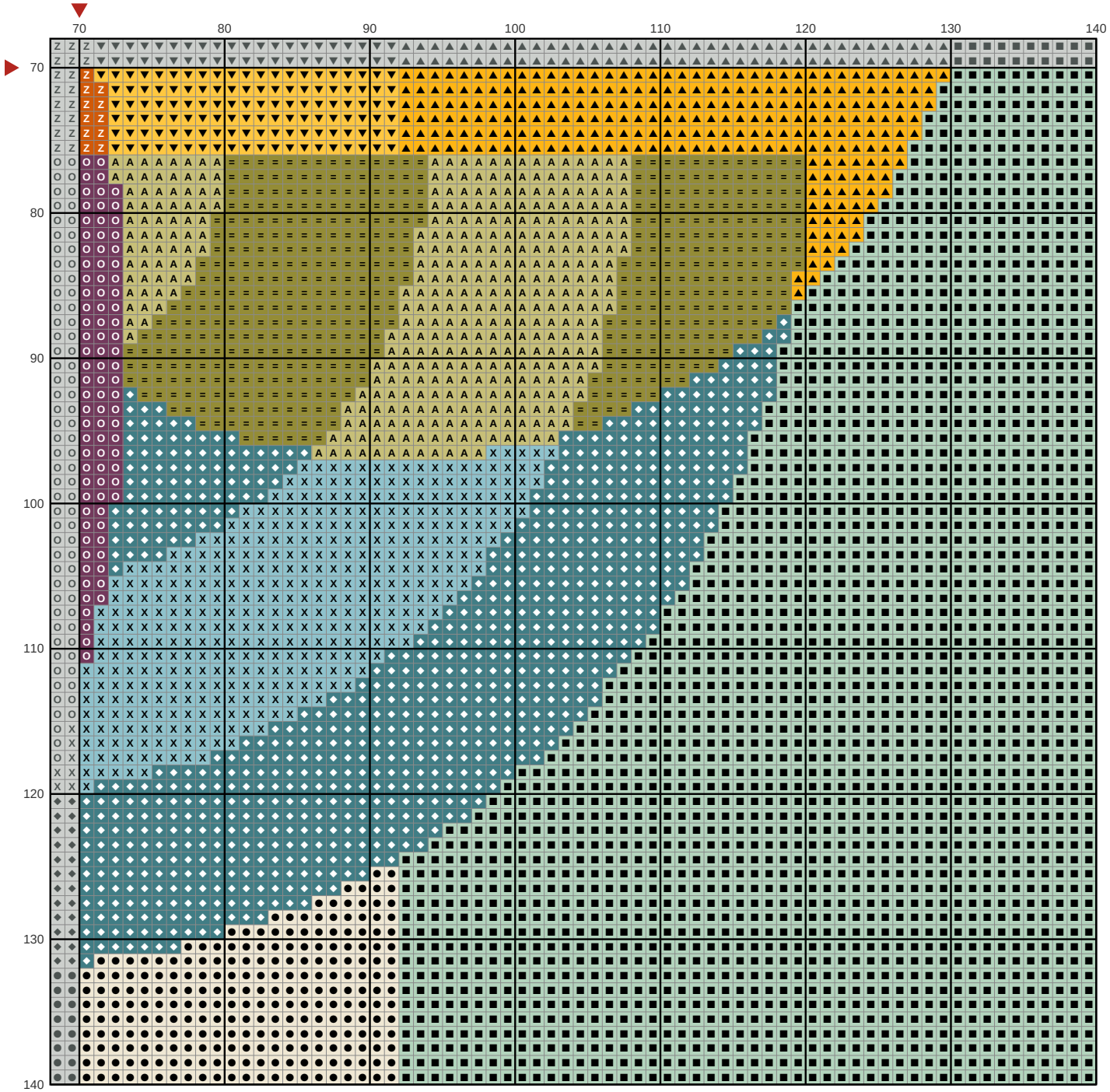

Key

- ● **DMC ECRU** Ecru
- ■ **DMC 3813** Light Blue Green
- ▲ **DMC 972** Deep Canary
- ◆ **DMC 3809** Very Dark Turquoise
- ▼ **DMC 725** Medium Light Topaz
- X **DMC 598** Light Turquoise
- O **DMC 3834** Dark Grape
- = **DMC 732** Olive Green
- Z **DMC 900** Dark Burnt Orange
- A **DMC 734** Light Olive Green