Popcorn box for plastic mesh, open top

Needlepoint pattern | 210 x 210 stitches | 21 x 21 in (53.3 x 53.3 cm) on 10 mesh | 9 colors



How to stitch it



1. Each square is one tent stitch, up at 1, down at 2. Lines in continental, right to left, the canvas upside down for the next row; wide areas in basketweave.
2. Cut 18 in of thread. Start and end it without a knot left behind.
3. Mark the middle of the canvas. It is the outlined square on page 3, column 105, row 105 (DMC 725): start there. Count threads, not holes.
4. Go on from it: picture first, background last. Gray squares are on two pages: stitch them once. Empty squares stay bare.
5. When it is done, block it square.

First time? How to needlepoint: flossfield.com/needlepoint/guides/how-to-start/
How to read a chart: flossfield.com/needlepoint/guides/how-to-read-a-chart/

What you need

Canvas: blank mono canvas, 10 mesh (10 threads to the inch), cut 25 in square (63.5 cm).

Needle: blunt tapestry, size 18. Also masking tape for the cut edges, and small scissors.

Thread: pearl cotton size 3, 9 colors, about 27 skeins in all (an estimate). Stitch with 2 lengths together.

Make it a box: strong thread or yarn to join the sides, and felt for a lining. On plastic canvas cut the base and the four sides apart, each one bar outside its stitches, and whipstitch them together. On cloth canvas ask a finisher before you stitch the edge.
A small box, step by step.

Thread list

			stitches	skeins of pearl
●	**DMC BLANC**	White	4,262	7
□	**DMC 3808**	Ultra Very Dark Turquoise	3,674	6
▲	**DMC 349**	Dark Coral	2,472	4
◆	**DMC 725**	Medium Light Topaz	1,888	3
▼	**DMC 745**	Light Pale Yellow	1,076	2
★	**DMC 435**	Very Light Brown	1,071	2
❖	**DMC 3827**	Pale Golden Brown	469	1
X	**DMC 598**	Light Turquoise	356	1
H	**DMC 301**	Medium Mahogany	64	1

Skeins are estimates: the thread a stitch takes on the front and back of 10 mesh canvas, plus 30 percent, rounded up for each color.
Thread colors are approximate screen matches to DMC numbers. Check against real thread before you buy.
For your own stitching, gifts and handmade pieces you sell. Do not resell or share this PDF or copies of it.

Popcorn box for plastic mesh, open top Needlepoint pattern

This page is the dark part of the chart

Columns 82 to 129, rows 5 to 71



Key

- DMC BLANC White
- DMC 3808 Ultra Very Dark Turquoise
- DMC 349 Dark Coral
- DMC 725 Medium Light Topaz
- DMC 745 Light Pale Yellow
- DMC 435 Very Light Brown
- DMC 3827 Pale Golden Brown
- DMC 301 Medium Mahogany

Popcorn box for plastic mesh, open top

Needlepoint pattern

This page is the dark part of the chart

Columns 4 to 105, rows 72 to 138. Start at the red outline. Gray squares: charted already, do not stitch again

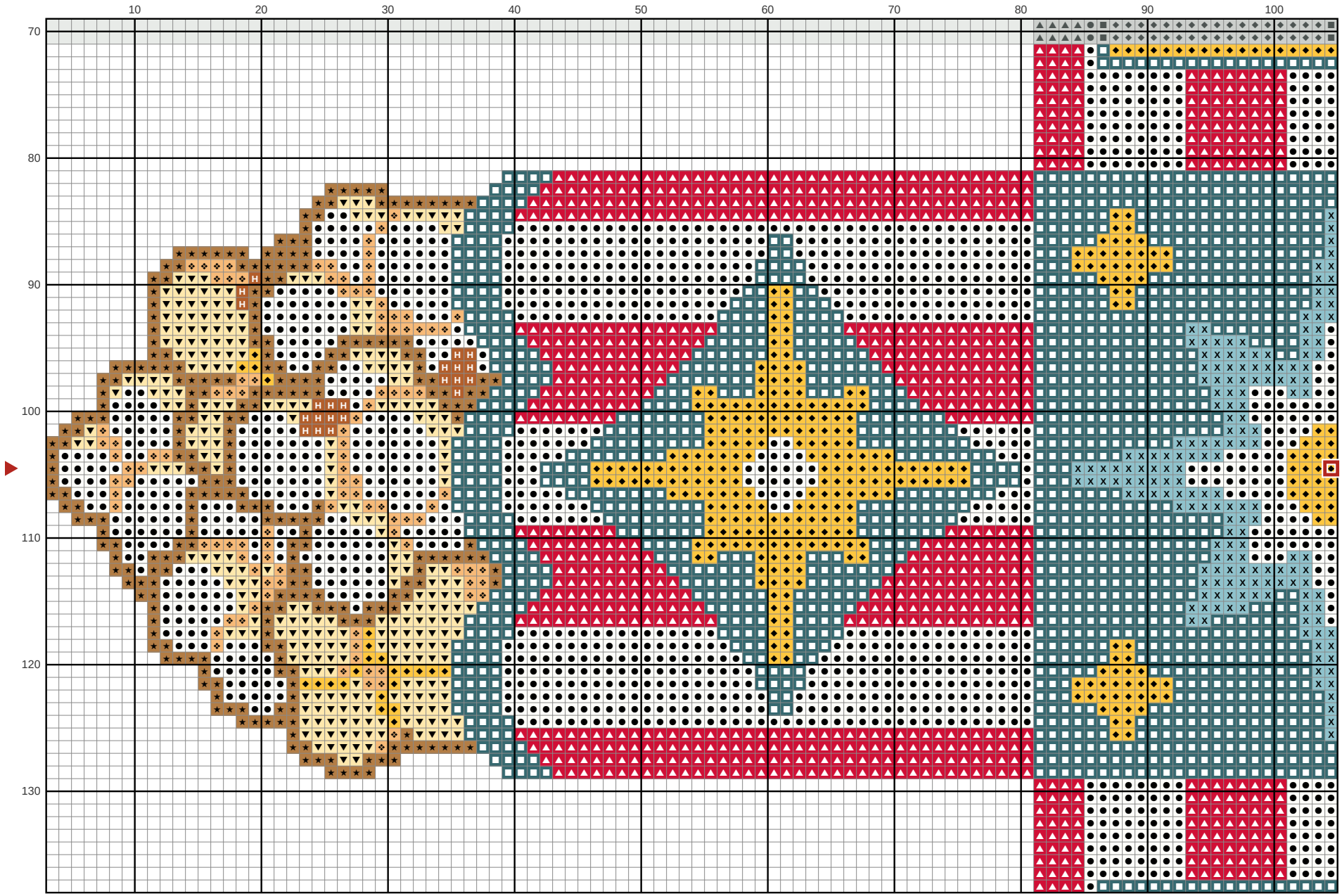

Popcorn box for plastic mesh, open top

Needlepoint pattern

This page is the dark part of the chart

Columns 106 to 207, rows 72 to 138. Gray squares: charted already, do not stitch again

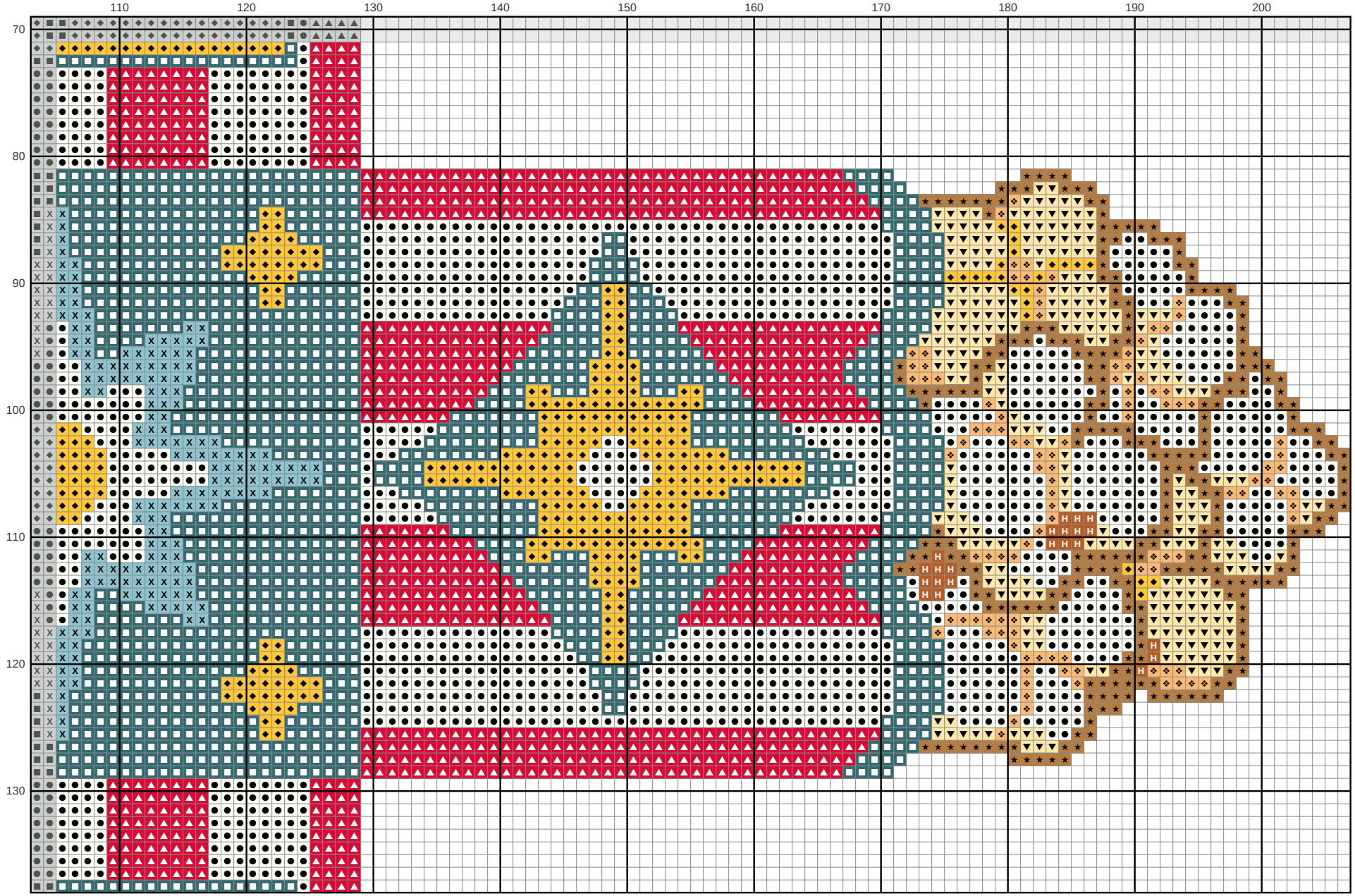

Popcorn box for plastic mesh, open top Needlepoint pattern

This page is the dark part of the chart

Columns 82 to 129, rows 139 to 206. Gray squares: charted already, do not stitch again



Key

- DMC BLANC White
- DMC 3808 Ultra Very Dark Turquoise
- DMC 349 Dark Coral
- DMC 725 Medium Light Topaz
- DMC 745 Light Pale Yellow
- DMC 435 Very Light Brown
- DMC 3827 Pale Golden Brown
- DMC 301 Medium Mahogany