Rock climbing a red cliff

Needlepoint pattern | 90 x 126 stitches | 5 x 7 in (12.7 x 17.8 cm) on 18 mesh | 20 colors



How to stitch it



1. Each square is one tent stitch, up at 1, down at 2. Lines in continental, right to left, the canvas upside down for the next row; wide areas in basketweave.
2. Cut 18 in of thread. Start and end it without a knot left behind.
3. Mark the middle of the canvas. It is the outlined square on page 2, column 45, row 63 (DMC 3808): start there. Count threads, not holes.
4. Go on from it: picture first, background last. Gray squares are on two pages: stitch them once.
5. When it is done, block it square.

First time? How to needlepoint: flossfield.com/needlepoint/guides/how-to-start/
How to read a chart: flossfield.com/needlepoint/guides/how-to-read-a-chart/

What you need

Canvas: blank mono canvas, 18 mesh (18 threads to the inch), cut 9 in wide x 11 in high (22.9 x 27.9 cm).

Needle: blunt tapestry, size 22. Also masking tape for the cut edges, and small scissors.

Thread: six-strand floss, 20 colors, about 23 skeins in all (an estimate). Stitch with 4 strands (5 or 6 if canvas shows).

Frame it: acid-free board and a frame.
How to frame needlepoint.

Thread list, DMC

			stitches	skeins
●	350	Medium Coral	2,610	3
■	712	Cream	1,420	2
▲	945	Tawny	1,254	1
◆	351	Coral	1,158	1
▼	347	Very Dark Salmon	1,037	1
★	3777	Very Dark Terra Cotta	889	1
❖	939	Very Dark Navy Blue	477	1
X	3810	Dark Turquoise	414	1
H	433	Medium Brown	293	1
+	932	Light Antique Blue	254	1
=	927	Light Gray Green	216	1
Z	725	Medium Light Topaz	213	1
A	744	Pale Yellow	210	1
V	938	Ultra Dark Coffee Brown	193	1
T	3808	Ultra Very Dark Turquoise	180	1
N	3042	Light Antique Violet	147	1
S	782	Dark Topaz	137	1
K	3740	Dark Antique Violet	90	1
E	435	Very Light Brown	81	1
C	598	Light Turquoise	67	1

Skeins are estimates: the thread a stitch takes on the front and back of 18 mesh canvas, plus 30 percent, rounded up for each color.
Thread colors are approximate screen matches to DMC numbers. Check against real thread before you buy.
For your own stitching, gifts and handmade pieces you sell. Do not resell or share this PDF or copies of it.

Rock climbing a red cliff

Needlepoint pattern

Columns 1 to 90, rows 1 to 67. Start at the red outline

This page is the dark part of the chart



Key

- DMC 350 Medium Coral
- DMC 712 Cream
- DMC 945 Tawny
- DMC 351 Coral
- DMC 347 Very Dark Salmon
- DMC 3777 Very Dark Terra Cotta
- DMC 939 Very Dark Navy Blue
- DMC 3810 Dark Turquoise
- DMC 433 Medium Brown
- DMC 927 Light Gray Green
- DMC 725 Medium Light Topaz
- DMC 744 Pale Yellow
- DMC 938 Ultra Dark Coffee Brown
- DMC 3808 Ultra Very Dark Turquoise
- DMC 782 Dark Topaz
- DMC 435 Very Light Brown
- DMC 598 Light Turquoise

Rock climbing a red cliff Needlepoint pattern

Columns 1 to 90, rows 68 to 126. Gray squares: charted already, do not stitch again

This page is the dark part of the chart



Key

- DMC 350 Medium Coral
- DMC 712 Cream
- DMC 945 Tawny
- DMC 351 Coral
- DMC 347 Very Dark Salmon
- DMC 3777 Very Dark Terra Cotta
- DMC 939 Very Dark Navy Blue
- DMC 3810 Dark Turquoise
- DMC 433 Medium Brown
- DMC 932 Light Antique Blue
- DMC 725 Medium Light Topaz
- DMC 938 Ultra Dark Coffee Brown
- DMC 3808 Ultra Very Dark Turquoise
- DMC 3042 Light Antique Violet
- DMC 782 Dark Topaz
- DMC 3740 Dark Antique Violet
- DMC 598 Light Turquoise