Shark head above the waves

Needlepoint pattern | 90 x 90 stitches | 5 x 5 in (12.7 x 12.7 cm) on 18 mesh | 15 colors



How to stitch it



1. Each square is one tent stitch, up at 1, down at 2. Lines in continental, right to left, the canvas upside down for the next row; wide areas in basketweave.
2. Cut 18 in of thread. Start and end it without a knot left behind.
3. Mark the middle of the canvas. It is the outlined square on page 2, column 45, row 45 (DMC BLANC): start there. Count threads, not holes.
4. Go on from it: picture first, background last. Gray squares are on two pages: stitch them once.
5. Last, two more rows all round, each stitch in the color it lies beside: the opening's edge hides them.

First time? How to needlepoint: flossfield.com/needlepoint/guides/how-to-start/
How to read a chart: flossfield.com/needlepoint/guides/how-to-read-a-chart/

What you need

Canvas: blank mono canvas, 18 mesh (18 threads to the inch), cut 9.5 in square (24.1 cm).

Needle: blunt tapestry, size 22. Also masking tape for the cut edges, and small scissors.

Thread: six-strand floss, 15 colors, about 16 skeins in all (an estimate). Stitch with 4 strands (5 or 6 if canvas shows).

Fit it into a lid: the box or tray, acid-free board and backing. Measure the opening first.
How to fit it into a lid.

Thread list, DMC

			stitches	skeins
●	**598**	Light Turquoise	1,212	2
■	**BLANC**	White	1,201	1
▲	**3340**	Medium Apricot	1,045	1
◆	**3811**	Very Light Turquoise	995	1
▼	**931**	Medium Antique Blue	830	1
★	**3855**	Light Autumn Gold	561	1
❖	**311**	Medium Navy Blue	512	1
X	**939**	Very Dark Navy Blue	502	1
H	**930**	Dark Antique Blue	463	1
+	**3750**	Very Dark Antique Blue	238	1
=	**3765**	Very Dark Peacock Blue	197	1
Z	**3752**	Very Light Antique Blue	111	1
A	**815**	Medium Garnet	107	1
V	**932**	Light Antique Blue	106	1
T	**351**	Coral	20	1

Skeins are estimates, with the two extra rows: the thread a stitch takes on the front and back of 18 mesh canvas, plus 30 percent, rounded up for each color.

Thread colors are approximate screen matches to DMC numbers. Check against real thread before you buy.

For your own stitching, gifts and handmade pieces you sell. Do not resell or share this PDF or copies of it.

Shark head above the waves

Needlepoint pattern

Columns 1 to 49, rows 1 to 90. Start at the red outline

This page is the dark part of the chart

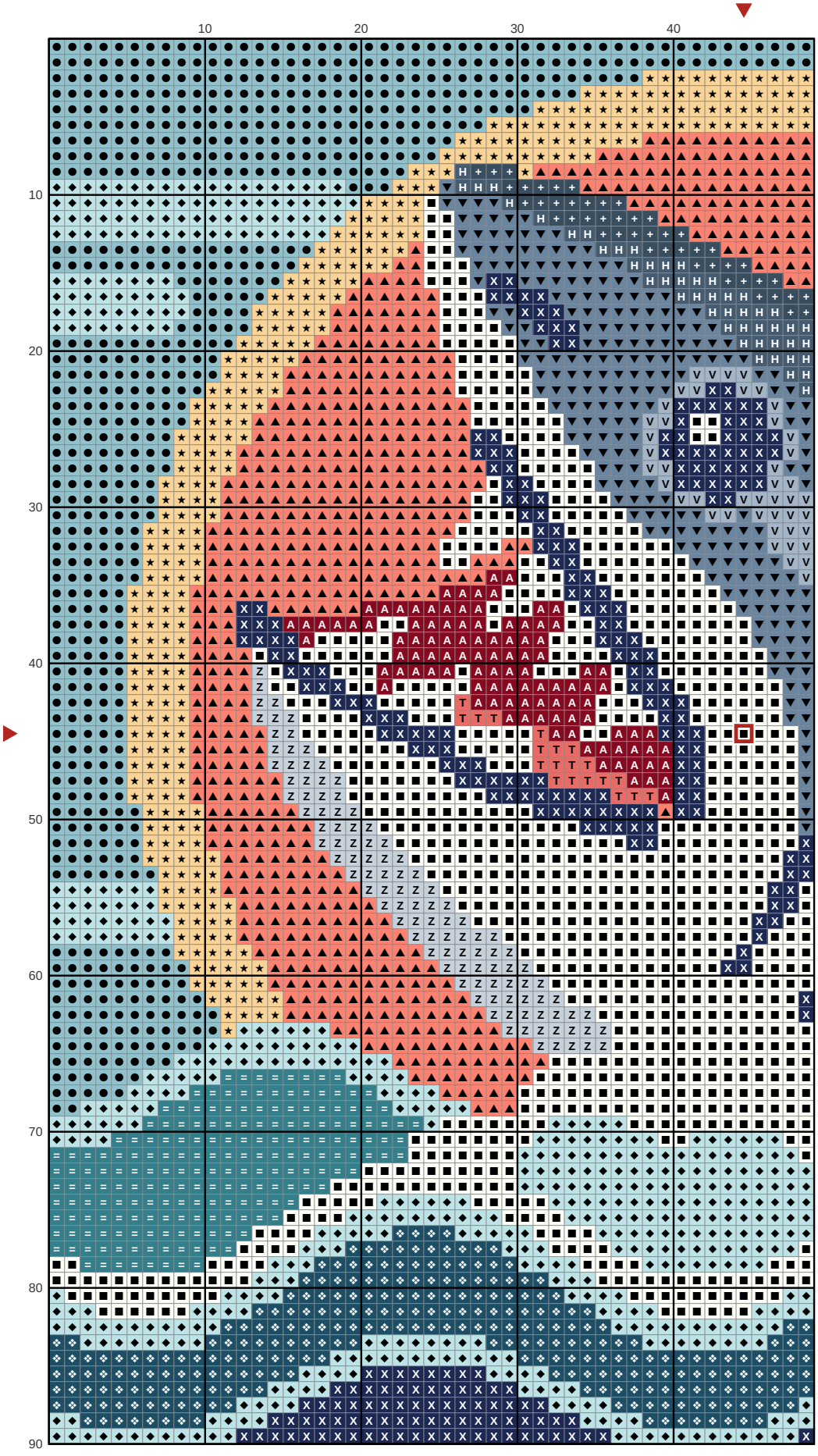

Key

- **DMC 598** Light Turquoise
- **DMC BLANC** White
- **DMC 3340** Medium Apricot
- **DMC 3811** Very Light Turquoise
- **DMC 931** Medium Antique Blue
- **DMC 3855** Light Autumn Gold
- **DMC 311** Medium Navy Blue
- **DMC 939** Very Dark Navy Blue
- **DMC 930** Dark Antique Blue
- **DMC 3750** Very Dark Antique Blue
- **DMC 3765** Very Dark Peacock Blue
- **DMC 3752** Very Light Antique Blue
- **DMC 815** Medium Garnet
- **DMC 932** Light Antique Blue
- **DMC 351** Coral

Shark head above the waves

Needlepoint pattern

Columns 50 to 90, rows 1 to 90. Gray squares: charted already, do not stitch again

This page is the dark part of the chart



Key

- ● **DMC 598** Light Turquoise
- ■ **DMC BLANC** White
- ▲ **DMC 3340** Medium Apricot
- ◆ **DMC 3811** Very Light Turquoise
- ▼ **DMC 931** Medium Antique Blue
- ★ **DMC 3855** Light Autumn Gold
- ❖ **DMC 311** Medium Navy Blue
- X **DMC 939** Very Dark Navy Blue
- H **DMC 930** Dark Antique Blue
- \+ **DMC 3750** Very Dark Antique Blue
- V **DMC 932** Light Antique Blue