Mid-century apartment-sized sofa

Needlepoint pattern | 72 x 72 stitches | 4 x 4 in (10.2 x 10.2 cm) on 18 mesh | 11 colors



How to stitch it



1. Each square is one tent stitch, up at 1, down at 2. Lines in continental, right to left, the canvas upside down for the next row; wide areas in basketweave.
2. Cut 18 in of thread. Start and end it without a knot left behind.
3. Mark the middle of the canvas. It is the outlined square, column 36, row 36 (DMC 3822): start there. Count threads, not holes.
4. Go on from it: picture first, background last. End the thread before crossing another color.
5. Last, two more rows all round, each stitch in the color it lies beside: the board's edge hides them.

First time? How to needlepoint: flossfield.com/needlepoint/guides/how-to-start/
How to read a chart: flossfield.com/needlepoint/guides/how-to-read-a-chart/

What you need

Canvas: blank mono canvas, 18 mesh (18 threads to the inch), cut 8.5 in square (21.6 cm).

Needle: blunt tapestry, size 22. Also masking tape for the cut edges, and small scissors.

Thread: six-strand floss, 11 colors, about 13 skeins in all (an estimate). Stitch with 4 strands (5 or 6 if canvas shows).

Make it an ornament: board, thin batting, backing fabric and twisted cord.
How to finish an ornament.

Thread list, DMC

			stitches	skeins
●	**3808**	Ultra Very Dark Turquoise	2,262	3
■	**3822**	Light Straw	616	1
▲	**783**	Medium Topaz	616	1
◆	**436**	Tan	416	1
▼	**712**	Cream	341	1
★	**597**	Turquoise	283	1
❖	**350**	Medium Coral	212	1
X	**801**	Dark Coffee Brown	200	1
H	**780**	Ultra Very Dark Topaz	140	1
+	**434**	Light Brown	51	1
=	**817**	Very Dark Coral Red	47	1

Skeins are estimates, with the two extra rows: the thread a stitch takes on the front and back of 18 mesh canvas, plus 30 percent, rounded up for each color.

Thread colors are approximate screen matches to DMC numbers. Check against real thread before you buy.

For your own stitching, gifts and handmade pieces you sell. Do not resell or share this PDF or copies of it.

Mid-century apartment-sized sofa Needlepoint pattern

Chart: 72 x 72 stitches. Start at the red outline



Key

- DMC 3808 Ultra Very Dark Turquoise
- DMC 3822 Light Straw
- DMC 783 Medium Topaz
- DMC 436 Tan
- DMC 712 Cream
- DMC 597 Turquoise
- DMC 350 Medium Coral
- DMC 801 Dark Coffee Brown
- DMC 780 Ultra Very Dark Topaz
- DMC 434 Light Brown
- DMC 817 Very Dark Coral Red