Sunglasses with swimming pool lenses

Needlepoint pattern | 90 x 90 stitches | 5 x 5 in (12.7 x 12.7 cm) on 18 mesh | 16 colors



How to stitch it



1. Each square is one tent stitch, up at 1, down at 2. Lines in continental, right to left, the canvas upside down for the next row; wide areas in basketweave.
2. Cut 18 in of thread. Start and end it without a knot left behind.
3. Mark the middle of the canvas. It is the outlined square on page 2, column 45, row 45 (DMC 739): start there. Count threads, not holes.
4. Go on from it: picture first, background last. Gray squares are on two pages: stitch them once.
5. Last, two more rows all round, each stitch in the color it lies beside: the opening's edge hides them.

First time? How to needlepoint: flossfield.com/needlepoint/guides/how-to-start/
How to read a chart: flossfield.com/needlepoint/guides/how-to-read-a-chart/

What you need

Canvas: blank mono canvas, 18 mesh (18 threads to the inch), cut 9.5 in square (24.1 cm).

Needle: blunt tapestry, size 22. Also masking tape for the cut edges, and small scissors.

Thread: six-strand floss, 16 colors, about 18 skeins in all (an estimate). Stitch with 4 strands (5 or 6 if canvas shows).

Fit it into a lid: the box or tray, acid-free board and backing. Measure the opening first.
How to fit it into a lid.

Thread list, DMC

			stitches	skeins
●	**739**	Ultra Very Light Tan	2,328	3
■	**351**	Coral	1,022	1
▲	**437**	Light Tan	783	1
◆	**3845**	Medium Bright Turquoise	666	1
▼	**BLANC**	White	625	1
★	**3844**	Dark Bright Turquoise	401	1
❖	**738**	Very Light Tan	386	1
X	**783**	Medium Topaz	342	1
H	**733**	Medium Olive Green	335	1
+	**350**	Medium Coral	278	1
=	**352**	Light Coral	247	1
Z	**964**	Light Seagreen	234	1
A	**730**	Very Dark Olive Green	225	1
V	**725**	Medium Light Topaz	88	1
T	**734**	Light Olive Green	72	1
N	**349**	Dark Coral	68	1

Skeins are estimates, with the two extra rows: the thread a stitch takes on the front and back of 18 mesh canvas, plus 30 percent, rounded up for each color.

Thread colors are approximate screen matches to DMC numbers. Check against real thread before you buy.

For your own stitching, gifts and handmade pieces you sell. Do not resell or share this PDF or copies of it.

Sunglasses with swimming pool lenses

Needlepoint pattern

Columns 1 to 49, rows 1 to 90. Start at the red outline

This page is the dark part of the chart



Key

- ● **DMC 739** Ultra Very Light Tan
- ■ **DMC 351** Coral
- ▲ **DMC 437** Light Tan
- ◆ **DMC 3845** Medium Bright Turquoise
- ▼ **DMC BLANC** White
- ★ **DMC 3844** Dark Bright Turquoise
- ❖ **DMC 738** Very Light Tan
- X **DMC 783** Medium Topaz
- H **DMC 733** Medium Olive Green
- \+ **DMC 350** Medium Coral
- = **DMC 352** Light Coral
- Z **DMC 964** Light Seagreen
- A **DMC 730** Very Dark Olive Green
- T **DMC 734** Light Olive Green
- N **DMC 349** Dark Coral

Sunglasses with swimming pool lenses

Needlepoint pattern

Columns 50 to 90, rows 1 to 90. Gray squares: charted already, do not stitch again

This page is the dark part of the chart



Key

- ● **DMC 739** Ultra Very Light Tan
- ■ **DMC 351** Coral
- ▲ **DMC 437** Light Tan
- ◆ **DMC 3845** Medium Bright Turquoise
- ▼ **DMC BLANC** White
- ★ **DMC 3844** Dark Bright Turquoise
- ❖ **DMC 738** Very Light Tan
- X **DMC 783** Medium Topaz
- H **DMC 733** Medium Olive Green
- \+ **DMC 350** Medium Coral
- = **DMC 352** Light Coral
- Z **DMC 964** Light Seagreen
- A **DMC 730** Very Dark Olive Green
- V **DMC 725** Medium Light Topaz
- T **DMC 734** Light Olive Green