Venice, Italy: laundry over a side canal

Needlepoint pattern | 90 x 126 stitches | 5 x 7 in (12.7 x 17.8 cm) on 18 mesh | 20 colors



How to stitch it



1. Each square is one tent stitch, up at 1, down at 2. Lines in continental, right to left, the canvas upside down for the next row; wide areas in basketweave.
2. Cut 18 in of thread. Start and end it without a knot left behind.
3. Mark the middle of the canvas. It is the outlined square on page 2, column 45, row 63 (DMC 761): start there. Count threads, not holes.
4. Go on from it: picture first, background last. Gray squares are on two pages: stitch them once.
5. When it is done, block it square.

First time? How to needlepoint: flossfield.com/needlepoint/guides/how-to-start/
How to read a chart: flossfield.com/needlepoint/guides/how-to-read-a-chart/

What you need

Canvas: blank mono canvas, 18 mesh (18 threads to the inch), cut 9 in wide x 11 in high (22.9 x 27.9 cm).

Needle: blunt tapestry, size 22. Also masking tape for the cut edges, and small scissors.

Thread: six-strand floss, 20 colors, about 22 skeins in all (an estimate). Stitch with 4 strands (5 or 6 if canvas shows).

Frame it: acid-free board and a frame.
How to frame needlepoint.

Thread list, DMC

			stitches	skeins
●	**3844**	Dark Bright Turquoise	2,046	2
■	**712**	Cream	1,956	2
▲	**3847**	Dark Teal Green	820	1
◆	**351**	Coral	806	1
▼	**3820**	Dark Straw	685	1
★	**3713**	Very Light Salmon	682	1
❖	**738**	Very Light Tan	623	1
X	**783**	Medium Topaz	580	1
H	**598**	Light Turquoise	378	1
+	**3752**	Very Light Antique Blue	354	1
=	**3799**	Very Dark Pewter Gray	326	1
Z	**350**	Medium Coral	303	1
A	**3750**	Very Dark Antique Blue	296	1
V	**310**	Black	286	1
T	**732**	Olive Green	283	1
N	**780**	Ultra Very Dark Topaz	268	1
S	**321**	Red	208	1
K	**561**	Very Dark Jade	177	1
E	**761**	Light Salmon	154	1
C	**562**	Medium Jade	109	1

Skeins are estimates: the thread a stitch takes on the front and back of 18 mesh canvas, plus 30 percent, rounded up for each color.
Thread colors are approximate screen matches to DMC numbers. Check against real thread before you buy.
For your own stitching, gifts and handmade pieces you sell. Do not resell or share this PDF or copies of it.

Venice, Italy: laundry over a side canal

Needlepoint pattern

Columns 1 to 90, rows 1 to 67. Start at the red outline

This page is the dark part of the chart



Key

- DMC 712 Cream
- DMC 3847 Dark Teal Green
- DMC 351 Coral
- DMC 3820 Dark Straw
- DMC 3713 Very Light Salmon
- DMC 738 Very Light Tan
- DMC 783 Medium Topaz
- DMC 598 Light Turquoise
- DMC 3752 Very Light Antique Blue
- DMC 3799 Very Dark Pewter Gray
- DMC 350 Medium Coral
- DMC 3750 Very Dark Antique Blue
- DMC 732 Olive Green
- DMC 780 Ultra Very Dark Topaz
- DMC 321 Red
- DMC 761 Light Salmon

Venice, Italy: laundry over a side canal

Needlepoint pattern

Columns 1 to 90, rows 68 to 126. Gray squares: charted already, do not stitch again

This page is the dark part of the chart



Key

- DMC 3844 Dark Bright Turquoise
- DMC 712 Cream
- DMC 3847 Dark Teal Green
- DMC 351 Coral
- DMC 3820 Dark Straw
- DMC 3713 Very Light Salmon
- DMC 738 Very Light Tan
- DMC 783 Medium Topaz
- DMC 598 Light Turquoise
- DMC 3752 Very Light Antique Blue
- DMC 3799 Very Dark Pewter Gray
- DMC 350 Medium Coral
- DMC 3750 Very Dark Antique Blue
- DMC 310 Black
- DMC 732 Olive Green
- DMC 780 Ultra Very Dark Topaz
- DMC 321 Red
- DMC 561 Very Dark Jade
- DMC 761 Light Salmon
- DMC 562 Medium Jade