Woman in round white sunglasses

Needlepoint pattern | 90 x 126 stitches | 5 x 7 in (12.7 x 17.8 cm) on 18 mesh | 20 colors



How to stitch it



1. Each square is one tent stitch, up at 1, down at 2. Lines in continental, right to left, the canvas upside down for the next row; wide areas in basketweave.
2. Cut 18 in of thread. Start and end it without a knot left behind.
3. Mark the middle of the canvas. It is the outlined square on page 2, column 45, row 63 (DMC 3809): start there. Count threads, not holes.
4. Go on from it: picture first, background last. Gray squares are on two pages: stitch them once.
5. When it is done, block it square.

First time? How to needlepoint: flossfield.com/needlepoint/guides/how-to-start/
How to read a chart: flossfield.com/needlepoint/guides/how-to-read-a-chart/

What you need

Canvas: blank mono canvas, 18 mesh (18 threads to the inch), cut 9 in wide x 11 in high (22.9 x 27.9 cm).

Needle: blunt tapestry, size 22. Also masking tape for the cut edges, and small scissors.

Thread: six-strand floss, 20 colors, about 22 skeins in all (an estimate). Stitch with 4 strands (5 or 6 if canvas shows).

Frame it: acid-free board and a frame.
How to frame needlepoint.

Thread list, DMC

			stitches	skeins
●	3341	Apricot	1,398	2
■	3823	Ultra Pale Yellow	1,367	2
▲	3772	Very Dark Desert Sand	1,103	1
◆	3808	Ultra Very Dark Turquoise	821	1
▼	632	Ultra Very Dark Desert Sand	683	1
★	3824	Light Apricot	670	1
❖	3809	Very Dark Turquoise	666	1
X	3856	Ultra Very Light Mahogany	632	1
H	701	Light Green	587	1
+	350	Medium Coral	561	1
=	3818	Ultra Very Dark Emerald Green	480	1
Z	3857	Dark Rosewood	341	1
A	BLANC	White	338	1
V	939	Very Dark Navy Blue	335	1
T	704	Bright Chartreuse	327	1
N	699	Green	316	1
S	3811	Very Light Turquoise	293	1
K	3064	Desert Sand	204	1
E	815	Medium Garnet	144	1
C	725	Medium Light Topaz	74	1

Skeins are estimates: the thread a stitch takes on the front and back of 18 mesh canvas, plus 30 percent, rounded up for each color.
Thread colors are approximate screen matches to DMC numbers. Check against real thread before you buy.
For your own stitching, gifts and handmade pieces you sell. Do not resell or share this PDF or copies of it.

Woman in round white sunglasses

Needlepoint pattern

Columns 1 to 90, rows 1 to 67. Start at the red outline

This page is the dark part of the chart



Key

- DMC 3341 Apricot
- DMC 3823 Ultra Pale Yellow
- DMC 3772 Very Dark Desert Sand
- DMC 3808 Ultra Very Dark Turquoise
- DMC 632 Ultra Very Dark Desert Sand
- DMC 3824 Light Apricot
- DMC 3809 Very Dark Turquoise
- DMC 3856 Ultra Very Light Mahogany
- DMC 701 Light Green
- DMC 3818 Ultra Very Dark Emerald Green
- DMC 3857 Dark Rosewood
- DMC BLANC White
- DMC 939 Very Dark Navy Blue
- DMC 704 Bright Chartreuse
- DMC 699 Green
- DMC 3811 Very Light Turquoise

Woman in round white sunglasses Needlepoint pattern

Columns 1 to 90, rows 68 to 126. Gray squares: charted already, do not stitch again

This page is the dark part of the chart



Key

- DMC 3341 Apricot
- DMC 3823 Ultra Pale Yellow
- DMC 3772 Very Dark Desert Sand
- DMC 3808 Ultra Very Dark Turquoise
- DMC 632 Ultra Very Dark Desert Sand
- DMC 3809 Very Dark Turquoise
- DMC 350 Medium Coral
- DMC 3857 Dark Rosewood
- DMC BLANC White
- DMC 939 Very Dark Navy Blue
- DMC 3811 Very Light Turquoise
- DMC 3064 Desert Sand
- DMC 815 Medium Garnet
- DMC 725 Medium Light Topaz