Tapestry bench, hare and whippet

Needlepoint pattern | 260 x 130 stitches | 26 x 13 in (66 x 33 cm) on 10 mesh | 24 colors



Thread key, DMC

			stitches	yards	skeins
●	**500**	Very Dark Blue Green	13,638	168	21
■	**3347**	Medium Yellow Green	2,760	34	5
▲	**221**	Very Dark Shell Pink	2,585	32	4
◆	**3346**	Hunter Green	1,880	24	3
▼	**712**	Cream	1,556	20	3
★	**739**	Ultra Very Light Tan	1,216	15	2
❖	**3820**	Dark Straw	1,121	14	2
X	**783**	Medium Topaz	1,013	13	2
O	**437**	Light Tan	982	13	2
+	**3031**	Very Dark Mocha Brown	878	11	2
=	**3345**	Dark Hunter Green	819	11	2
Z	**839**	Dark Beige Brown	813	11	2
A	**738**	Very Light Tan	726	9	2
V	**434**	Light Brown	700	9	2
T	**801**	Dark Coffee Brown	638	8	1
N	**435**	Very Light Brown	603	8	1
S	**3830**	Terra Cotta	537	7	1
K	**722**	Light Orange Spice	319	4	1
E	**721**	Medium Orange Spice	246	4	1
C	**931**	Medium Antique Blue	241	3	1
P	**3348**	Light Yellow Green	174	3	1
U	**502**	Blue Green	137	2	1
L	**932**	Light Antique Blue	136	2	1
2	**3746**	Dark Blue Violet	82	2	1

One chart square is one tent stitch over one canvas intersection.

Cut the canvas at least 30 x 17 in (76.2 x 43.2 cm) for 10 mesh: the design and 2 in (5.1 cm) of margin on every side.

33,800 stitches in all. Start from the center: a red arrow above the chart marks the center column, and one to the left of it the center row. The arrows are on the pages those lines cross.

The chart is on 6 pages, each cut to what is stitched: bare canvas has no page, and a join falls on plain ground where it can. Pages 2, 3, 4, 5, 6 and 7 are turned on their side, for a part that is wider than it is tall. Where chart pages join, gray squares repeat two rows or columns. The small picture at the top of each chart page shows which part it is.

Thread: pearl cotton size 3, 2 strands in the needle on 10 mesh, about 64 skeins of 16.4 yd in all. Or six-strand floss, 8 to 10 strands, about 92 skeins of 8.7 yd; or tapestry wool, 1 strand, about 61 skeins of 8.7 yd; or Persian wool, 3 strands, about 64 skeins of 8 yd. Wool is numbered differently: match it by eye. Needle: tapestry, size 16 or 18.

Yards and skeins are estimates: the thread a stitch takes on the front and back of 10 mesh canvas, plus 30 percent, rounded up for each color (about 427 yards in all, as the thread lies in the needle).

Thread colors are approximate screen matches to DMC numbers. Check against real thread before you buy.

When it is stitched: also have a finisher, or the fabric and cord to make it up yourself. Ask before you stitch the edge: some finishes take extra rows. "Ways to finish needlepoint" is a guide linked from this pattern's page.

For your own stitching, gifts and handmade pieces you sell. Do not resell or share this PDF.

Tapestry bench, hare and whippet

Needlepoint pattern

This page is the dark part of the chart

Chart 1 of 6: columns 1 to 87, rows 1 to 66

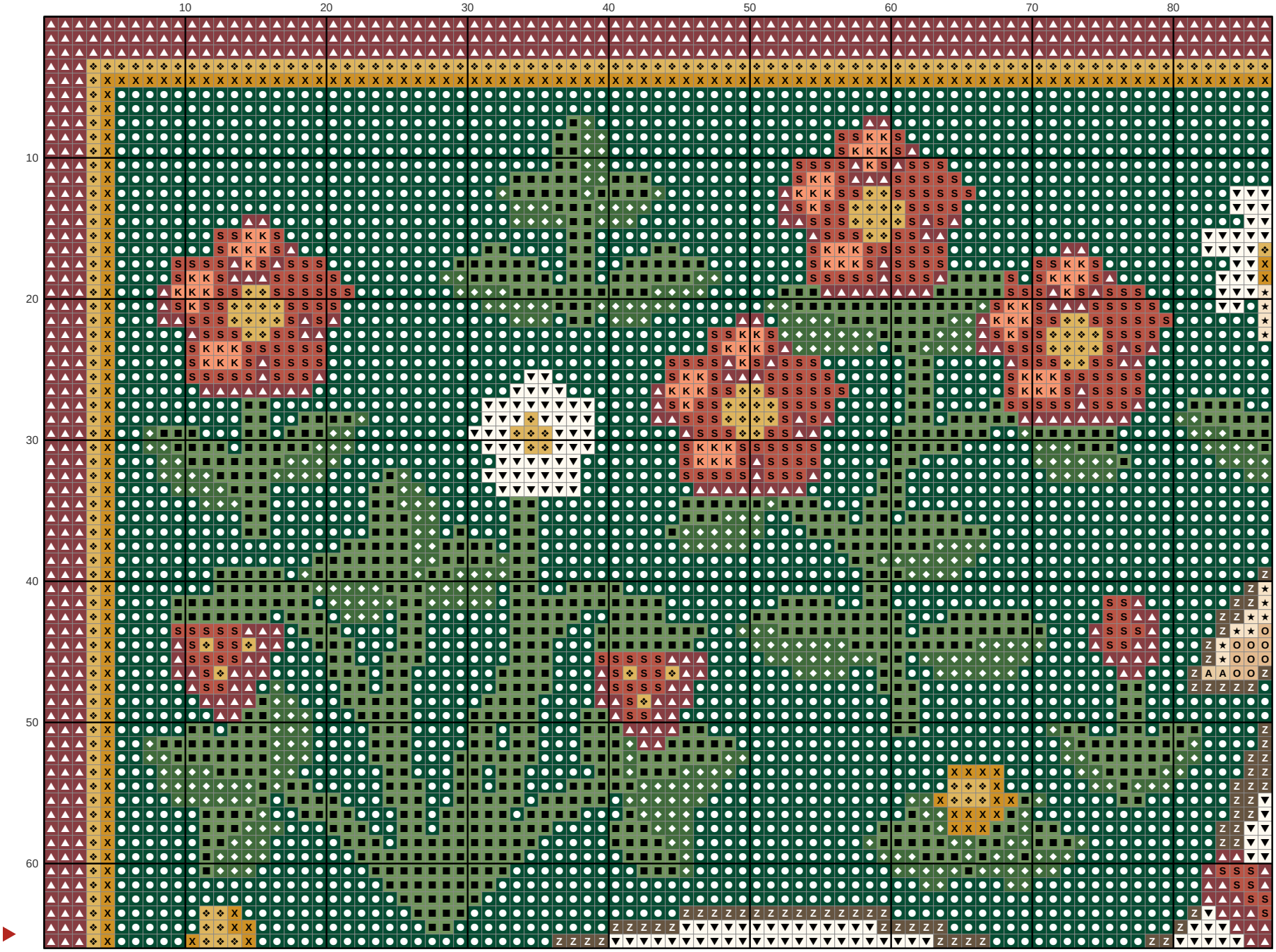

Tapestry bench, hare and whippet

Needlepoint pattern

This page is the dark part of the chart



Chart 2 of 6: columns 88 to 174, rows 1 to 66; gray squares repeat columns 86 and 87



Tapestry bench, hare and whippet

Needlepoint pattern

This page is the dark part of the chart

Chart 3 of 6: columns 175 to 260, rows 1 to 66; gray squares repeat columns 173 and 174



Tapestry bench, hare and whippet

Needlepoint pattern

This page is the dark part of the chart



Chart 4 of 6: columns 1 to 87, rows 67 to 130; gray squares repeat rows 65 and 66

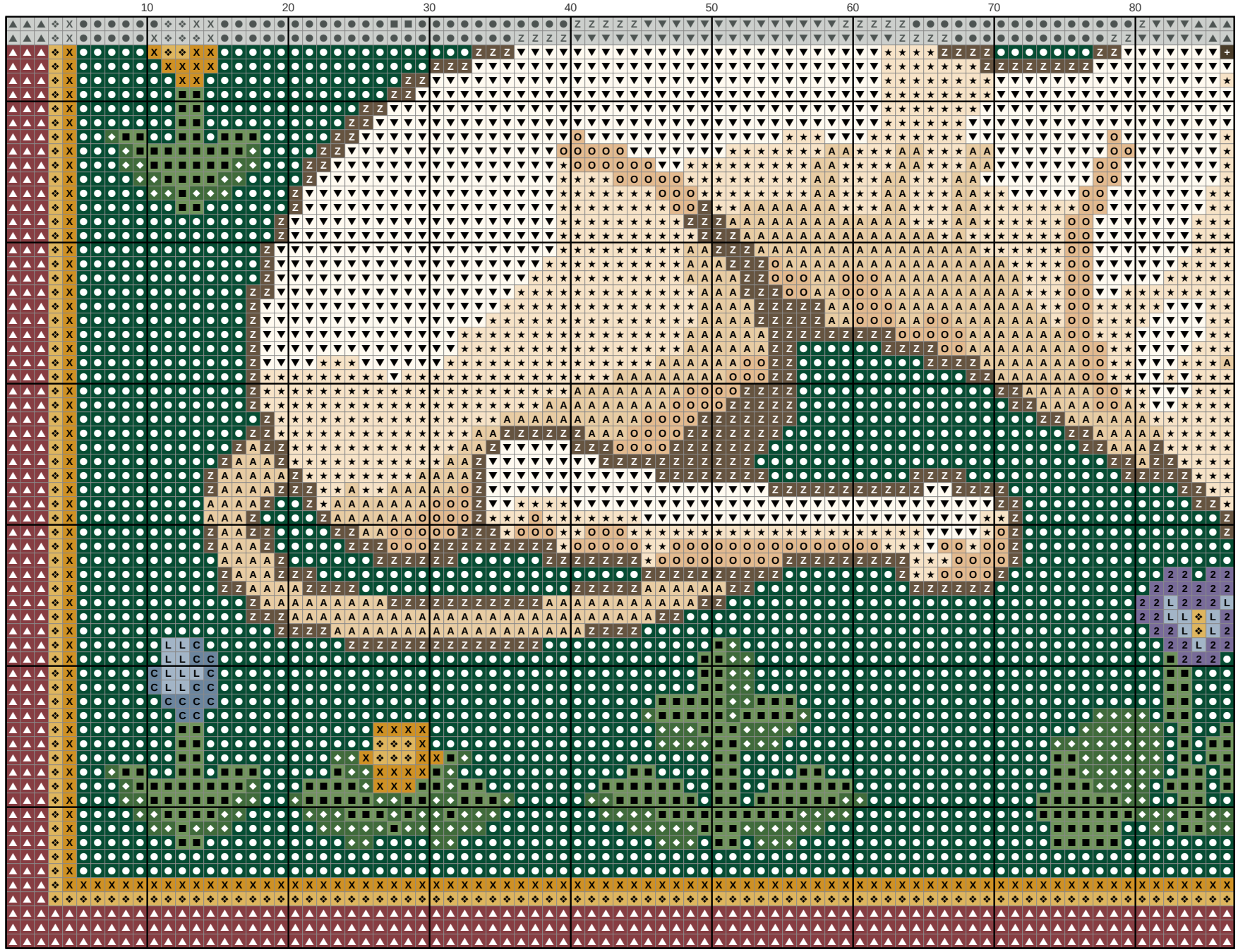

Tapestry bench, hare and whippet

Needlepoint pattern

This page is the dark part of the chart



Chart 5 of 6: columns 88 to 174, rows 67 to 130; gray squares repeat columns 86 and 87 and rows 65 and 66



Tapestry bench, hare and whippet

Needlepoint pattern

This page is the dark part of the chart



Chart 6 of 6: columns 175 to 260, rows 67 to 130; gray squares repeat columns 173 and 174 and rows 65 and 66

