Victorian flower wreath pillow

Needlepoint pattern | 130 x 130 stitches | 10 x 10 in (25.4 x 25.4 cm) on 13 mesh | 21 colors



How to stitch it



1. Each square is one tent stitch, up at 1, down at 2. Lines in continental, right to left, the canvas upside down for the next row; wide areas in basketweave.
2. Cut 18 in of thread. Start and end it without a knot left behind.
3. Mark the middle of the canvas. It is the outlined square on page 2, column 65, row 65 (DMC 310): start there. Count threads, not holes.
4. Go on from it: picture first, background last. Gray squares are on two pages: stitch them once.
5. Last, two more rows all round in DMC 310: the seam hides them.

First time? How to needlepoint: flossfield.com/needlepoint/guides/how-to-start/
How to read a chart: flossfield.com/needlepoint/guides/how-to-read-a-chart/

What you need

Canvas: blank mono canvas, 13 mesh (13 threads to the inch), cut 14.5 in square (36.8 cm).

Needle: blunt tapestry, size 20. Also masking tape for the cut edges, and small scissors.

Thread: six-strand floss, 21 colors, about 40 skeins in all (an estimate). Stitch with 7 strands (8 if canvas shows).

Make it a pillow: backing fabric, an insert the size of the stitching or an inch larger, and cord or piping for the edge. How to finish a pillow.

Thread list, DMC

			stitches	skeins
●	310	Black	12,558	20
N	435	Very Light Brown	465	1
A	987	Dark Forest Green	395	1
+	210	Medium Lavender	342	1
V	3011	Dark Khaki Green	336	1
Z	890	Ultra Dark Pistachio Green	329	1
T	522	Fern Green	301	1
▲	498	Dark Red	277	1
■	814	Dark Garnet	272	1
E	809	Delft Blue	234	1
◆	335	Rose	233	1
▼	351	Coral	233	1
★	352	Light Coral	146	1
❖	550	Very Dark Violet	131	1
K	799	Medium Delft Blue	131	1
C	800	Pale Delft Blue	129	1
X	3837	Ultra Dark Lavender	117	1
=	211	Light Lavender	111	1
H	208	Very Dark Lavender	100	1
P	BLANC	White	42	1
S	783	Medium Topaz	18	1

Skeins are estimates, with the two extra rows: the thread a stitch takes on the front and back of 13 mesh canvas, plus 30 percent, rounded up for each color.

Thread colors are approximate screen matches to DMC numbers. Check against real thread before you buy.

For your own stitching, gifts and handmade pieces you sell. Do not resell or share this PDF or copies of it.

Victorian flower wreath pillow

Needlepoint pattern

This page is the dark part of the chart



Columns 1 to 65, rows 1 to 65. Start at the red outline



Key

- ● **DMC 310** Black
- N **DMC 435** Very Light Brown
- A **DMC 987** Dark Forest Green
- \+ **DMC 210** Medium Lavender
- V **DMC 3011** Dark Khaki Green
- Z **DMC 890** Ultra Dark Pistachio Green
- T **DMC 522** Fern Green
- ▲ **DMC 498** Dark Red
- ■ **DMC 814** Dark Garnet
- ◆ **DMC 335** Rose
- ▼ **DMC 351** Coral
- ★ **DMC 352** Light Coral
- ❖ **DMC 550** Very Dark Violet
- X **DMC 3837** Ultra Dark Lavender
- = **DMC 211** Light Lavender
- H **DMC 208** Very Dark Lavender
- S **DMC 783** Medium Topaz

Victorian flower wreath pillow

Needlepoint pattern

This page is the dark part of the chart

Columns 66 to 130, rows 1 to 65. Gray squares: charted already, do not stitch again



Key

- ● **DMC 310** Black
- N **DMC 435** Very Light Brown
- A **DMC 987** Dark Forest Green
- V **DMC 3011** Dark Khaki Green
- Z **DMC 890** Ultra Dark Pistachio Green
- T **DMC 522** Fern Green
- ▲ **DMC 498** Dark Red
- ■ **DMC 814** Dark Garnet
- E **DMC 809** Delft Blue
- ◆ **DMC 335** Rose
- ▼ **DMC 351** Coral
- ★ **DMC 352** Light Coral
- K **DMC 799** Medium Delft Blue
- C **DMC 800** Pale Delft Blue
- P **DMC BLANC** White

Victorian flower wreath pillow Needlepoint pattern

This page is the dark part of the chart

Columns 1 to 65, rows 66 to 130. Gray squares: charted already, do not stitch again



Key

●	**DMC 310** Black	T	**DMC 522** Fern Green	▼	**DMC 351** Coral
N	**DMC 435** Very Light Brown	▲	**DMC 498** Dark Red	★	**DMC 352** Light Coral
A	**DMC 987** Dark Forest Green	■	**DMC 814** Dark Garnet	K	**DMC 799** Medium Delft Blue
V	**DMC 3011** Dark Khaki Green	E	**DMC 809** Delft Blue	C	**DMC 800** Pale Delft Blue
Z	**DMC 890** Ultra Dark Pistachio Green	◆	**DMC 335** Rose	P	**DMC BLANC** White

Victorian flower wreath pillow

Needlepoint pattern

This page is the dark part of the chart

Columns 66 to 130, rows 66 to 130. Gray squares: charted already, do not stitch again



Key

- ● **DMC 310** Black
- N **DMC 435** Very Light Brown
- A **DMC 987** Dark Forest Green
- \+ **DMC 210** Medium Lavender
- V **DMC 3011** Dark Khaki Green
- Z **DMC 890** Ultra Dark Pistachio Green
- T **DMC 522** Fern Green
- ▲ **DMC 498** Dark Red
- ■ **DMC 814** Dark Garnet
- ◆ **DMC 335** Rose
- ▼ **DMC 351** Coral
- ★ **DMC 352** Light Coral
- ❖ **DMC 550** Very Dark Violet
- X **DMC 3837** Ultra Dark Lavender
- = **DMC 211** Light Lavender
- H **DMC 208** Very Dark Lavender
- S **DMC 783** Medium Topaz