Modern Florida state shape

Needlepoint pattern | 90 x 90 stitches | 5 x 5 in (12.7 x 12.7 cm) on 18 mesh | 17 colors



How to stitch it



1. Each square is one tent stitch, up at 1, down at 2. Lines in continental, right to left, the canvas upside down for the next row; wide areas in basketweave.
2. Cut 18 in of thread. Start and end it without a knot left behind.
3. Mark the middle of the canvas. It is the outlined square on page 2, column 45, row 45 (DMC 745): start there. Count threads, not holes.
4. Go on from it: picture first, background last. Gray squares are on two pages: stitch them once.
5. Last, two more rows all round, each stitch in the color it lies beside: the opening's edge hides them.

First time? How to needlepoint: flossfield.com/needlepoint/guides/how-to-start/
How to read a chart: flossfield.com/needlepoint/guides/how-to-read-a-chart/

What you need

Canvas: blank mono canvas, 18 mesh (18 threads to the inch), cut 9.5 in square (24.1 cm).

Needle: blunt tapestry, size 22. Also masking tape for the cut edges, and small scissors.

Thread: six-strand floss, 17 colors, about 19 skeins in all (an estimate). Stitch with 4 strands (5 or 6 if canvas shows).

Fit it into a lid: the box or tray, acid-free board and backing. Measure the opening first.
How to fit it into a lid.

Thread list, DMC

			stitches	skeins
●	BLANC	White	2,247	2
■	747	Very Light Sky Blue	1,838	2
▲	3847	Dark Teal Green	554	1
◆	704	Bright Chartreuse	412	1
▼	745	Light Pale Yellow	407	1
★	743	Medium Yellow	394	1
❖	959	Medium Seagreen	288	1
X	909	Very Dark Emerald Green	286	1
H	912	Light Emerald Green	284	1
+	598	Light Turquoise	270	1
=	500	Very Dark Blue Green	211	1
Z	3801	Very Dark Melon	211	1
A	892	Medium Carnation	199	1
V	304	Medium Red	160	1
T	894	Very Light Carnation	158	1
N	814	Dark Garnet	149	1
S	823	Dark Navy Blue	32	1

Skeins are estimates, with the two extra rows: the thread a stitch takes on the front and back of 18 mesh canvas, plus 30 percent, rounded up for each color.

Thread colors are approximate screen matches to DMC numbers. Check against real thread before you buy.

For your own stitching, gifts and handmade pieces you sell. Do not resell or share this PDF or copies of it.

Modern Florida state shape

Needlepoint pattern

Columns 1 to 49, rows 1 to 90. Start at the red outline

This page is the dark part of the chart

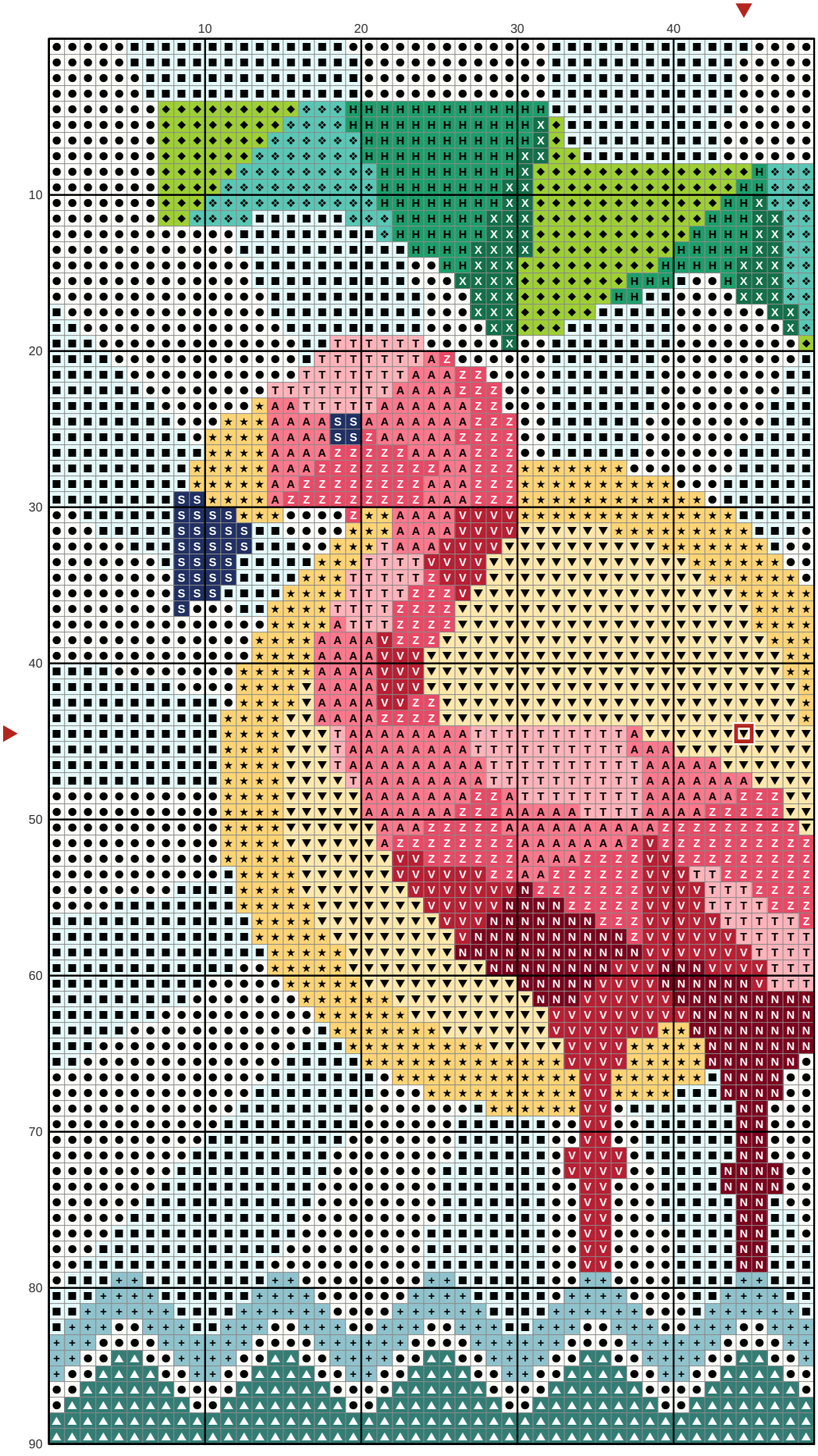

Key

- ● **DMC BLANC** White
- ■ **DMC 747** Very Light Sky Blue
- ▲ **DMC 3847** Dark Teal Green
- ◆ **DMC 704** Bright Chartreuse
- ▼ **DMC 745** Light Pale Yellow
- ★ **DMC 743** Medium Yellow
- ❖ **DMC 959** Medium Seagreen
- X **DMC 909** Very Dark Emerald Green
- H **DMC 912** Light Emerald Green
- \+ **DMC 598** Light Turquoise
- Z **DMC 3801** Very Dark Melon
- A **DMC 892** Medium Carnation
- V **DMC 304** Medium Red
- T **DMC 894** Very Light Carnation
- N **DMC 814** Dark Garnet
- S **DMC 823** Dark Navy Blue

Modern Florida state shape

Needlepoint pattern

Columns 50 to 90, rows 1 to 90. Gray squares: charted already, do not stitch again

This page is the dark part of the chart



Key

- ● **DMC BLANC** White
- ■ **DMC 747** Very Light Sky Blue
- ▲ **DMC 3847** Dark Teal Green
- ◆ **DMC 704** Bright Chartreuse
- ★ **DMC 743** Medium Yellow
- ❖ **DMC 959** Medium Seagreen
- X **DMC 909** Very Dark Emerald Green
- H **DMC 912** Light Emerald Green
- \+ **DMC 598** Light Turquoise
- = **DMC 500** Very Dark Blue Green
- Z **DMC 3801** Very Dark Melon
- T **DMC 894** Very Light Carnation
- N **DMC 814** Dark Garnet