Modern disco strawberry

Needlepoint pattern | 90 x 90 stitches | 5 x 5 in (12.7 x 12.7 cm) on 18 mesh | 15 colors



How to stitch it



1. Each square is one tent stitch, up at 1, down at 2. Lines in continental, right to left, the canvas upside down for the next row; wide areas in basketweave.
2. Cut 18 in of thread. Start and end it without a knot left behind.
3. Mark the middle of the canvas. It is the outlined square on page 2, column 45, row 45 (DMC 3706): start there. Count threads, not holes.
4. Go on from it: picture first, background last. Gray squares are on two pages: stitch them once.
5. Last, two more rows all round, each stitch in the color it lies beside: the opening's edge hides them.

First time? How to needlepoint: flossfield.com/needlepoint/guides/how-to-start/
How to read a chart: flossfield.com/needlepoint/guides/how-to-read-a-chart/

What you need

Canvas: blank mono canvas, 18 mesh (18 threads to the inch), cut 9.5 in square (24.1 cm).

Needle: blunt tapestry, size 22. Also masking tape for the cut edges, and small scissors.

Thread: six-strand floss, 15 colors, about 18 skeins in all (an estimate). Stitch with 4 strands (5 or 6 if canvas shows).

Fit it into a lid: the box or tray, acid-free board and backing. Measure the opening first.
How to fit it into a lid.

Thread list, DMC

			stitches	skeins
●	803	Ultra Very Dark Baby Blue	2,236	3
■	336	Navy Blue	1,993	2
▲	35	Very Dark Fuchsia	743	1
◆	704	Bright Chartreuse	579	1
▼	890	Ultra Dark Pistachio Green	407	1
★	666	Bright Red	386	1
❖	892	Medium Carnation	361	1
X	701	Light Green	353	1
H	BLANC	White	281	1
+	891	Dark Carnation	231	1
=	3706	Medium Melon	196	1
Z	725	Medium Light Topaz	156	1
A	498	Dark Red	107	1
V	963	Ultra Very Light Dusty Rose	47	1
T	165	Very Light Moss Green	24	1

Skeins are estimates, with the two extra rows: the thread a stitch takes on the front and back of 18 mesh canvas, plus 30 percent, rounded up for each color.

Thread colors are approximate screen matches to DMC numbers. Check against real thread before you buy.

For your own stitching, gifts and handmade pieces you sell. Do not resell or share this PDF or copies of it.

Modern disco strawberry

Needlepoint pattern

Columns 1 to 45, rows 1 to 90. Start at the red outline

This page is the dark part of the chart



Key

- **DMC 803** Ultra Very Dark Baby Blue
- **DMC 336** Navy Blue
- **DMC 35** Very Dark Fuchsia
- **DMC 704** Bright Chartreuse
- **DMC 890** Ultra Dark Pistachio Green
- **DMC 666** Bright Red
- **DMC 892** Medium Carnation
- **DMC 701** Light Green
- **DMC BLANC** White
- **DMC 891** Dark Carnation
- **DMC 3706** Medium Melon
- **DMC 725** Medium Light Topaz
- **DMC 963** Ultra Very Light Dusty Rose

Modern disco strawberry

Needlepoint pattern

Columns 46 to 90, rows 1 to 90. Gray squares: charted already, do not stitch again

This page is the dark part of the chart



Key

- DMC 803 Ultra Very Dark Baby Blue
- DMC 336 Navy Blue
- DMC 35 Very Dark Fuchsia
- DMC 704 Bright Chartreuse
- DMC 890 Ultra Dark Pistachio Green
- DMC 666 Bright Red
- DMC 892 Medium Carnation
- DMC 701 Light Green
- DMC BLANC White
- DMC 891 Dark Carnation
- DMC 3706 Medium Melon
- DMC 725 Medium Light Topaz
- DMC 498 Dark Red
- DMC 165 Very Light Moss Green