Ant with a strawberry

Needlepoint pattern | 90 x 90 stitches | 5 x 5 in (12.7 x 12.7 cm) on 18 mesh | 18 colors



How to read the chart



1. Each square is one tent stitch, up at 1, down at 2: basketweave for the background, continental for lines.
2. Bind the edges. Cut 18 in of thread; start and end it without a knot left behind.
3. Mark the middle of the canvas. It is the outlined square on page 2 (DMC 828): start there. Count threads, not holes.
4. Picture first, then border, background last. Gray squares are on two pages: stitch them once.
5. A heavier line stands every ten squares: count by them.
6. When it is done, block it square.

flossfield.com/needlepoint/guides/how-to-read-a-chart/

You will need

Canvas: blank mono canvas, 18 mesh (18 threads to the inch), cut 9 x 9 in (22.9 x 22.9 cm).

Needle: tapestry, size 22. Also masking tape for the cut edges, and small scissors.

Thread: six-strand floss, 4 strands in the needle (5 or 6 if canvas shows), about 19 skeins in all (an estimate).

Fit it into a lid: the box or tray, acid-free board and backing. Measure the opening first. Stitch two extra rows all round, carrying the colors of the edge on: the edge of the opening covers them. With those rows, each stitch in the color it lies beside, it takes 2 skeins of DMC 3348, not 1.
How to fit it into a lid.

Thread list, DMC

			stitches	skeins
●	**828**	Ultra Very Light Sky Blue	1,585	2
■	**3348**	Light Yellow Green	1,093	1
▲	**904**	Very Dark Parrot Green	982	1
◆	**3865**	Winter White	790	1
▼	**895**	Very Dark Hunter Green	668	1
★	**666**	Bright Red	543	1
❖	**300**	Very Dark Mahogany	407	1
X	**938**	Ultra Dark Coffee Brown	367	1
O	**747**	Very Light Sky Blue	364	1
+	**906**	Medium Parrot Green	284	1
=	**304**	Medium Red	268	1
Z	**301**	Medium Mahogany	264	1
A	**402**	Very Light Mahogany	136	1
V	**815**	Medium Garnet	132	1
T	**3776**	Light Mahogany	107	1
N	**3822**	Light Straw	46	1
S	**3705**	Dark Melon	42	1
K	**310**	Black	22	1

Skeins are estimates: the thread a stitch takes on the front and back of 18 mesh canvas, plus 30 percent, rounded up for each color.
Thread colors are approximate screen matches to DMC numbers. Check against real thread before you buy.
For your own stitching, gifts and handmade pieces you sell. Do not resell or share this PDF or copies of it.

Ant with a strawberry

Needlepoint pattern

Chart 1 of 2: columns 1 to 45, rows 1 to 90. Start at the red outline

This page is the dark part of the chart



Key

- DMC 828 Ultra Very Light Sky Blue
- DMC 3348 Light Yellow Green
- DMC 904 Very Dark Parrot Green
- DMC 3865 Winter White
- DMC 895 Very Dark Hunter Green
- DMC 666 Bright Red
- DMC 300 Very Dark Mahogany
- DMC 938 Ultra Dark Coffee Brown
- DMC 747 Very Light Sky Blue
- DMC 906 Medium Parrot Green
- DMC 304 Medium Red
- DMC 301 Medium Mahogany
- DMC 402 Very Light Mahogany
- DMC 815 Medium Garnet
- DMC 3776 Light Mahogany
- DMC 3822 Light Straw
- DMC 3705 Dark Melon
- DMC 310 Black

Ant with a strawberry

Needlepoint pattern

This page is the dark part of the chart

Chart 2 of 2: columns 46 to 90, rows 1 to 90. Gray squares repeat columns 44 and 45: do not stitch them twice



Key

- ● DMC 828 Ultra Very Light Sky Blue
- ■ DMC 3348 Light Yellow Green
- ▲ DMC 904 Very Dark Parrot Green
- ◆ DMC 3865 Winter White
- ▼ DMC 895 Very Dark Hunter Green
- ★ DMC 666 Bright Red
- ❖ DMC 300 Very Dark Mahogany
- X DMC 938 Ultra Dark Coffee Brown
- O DMC 747 Very Light Sky Blue
- \+ DMC 906 Medium Parrot Green
- = DMC 304 Medium Red
- Z DMC 301 Medium Mahogany
- A DMC 402 Very Light Mahogany
- V DMC 815 Medium Garnet
- T DMC 3776 Light Mahogany
- N DMC 3822 Light Straw
- S DMC 3705 Dark Melon