Bees and laurel wreath in ivory

Needlepoint pattern | 140 x 140 stitches | 14 x 14 in (35.6 x 35.6 cm) on 10 mesh | 24 colors



How to stitch it



1. Each square is one tent stitch, up at 1, down at 2. Lines in continental, right to left, the canvas upside down for the next row; wide areas in basketweave.
2. Cut 18 in of thread. Start and end it without a knot left behind.
3. Mark the middle of the canvas. It is the outlined square on page 2, column 70, row 70 (DMC 3822): start there. Count threads, not holes.
4. Go on from it: picture first, background last. Gray squares are on two pages: stitch them once.
5. Last, two more rows all round in DMC 712: the seam hides them.

First time? How to needlepoint: flossfield.com/needlepoint/guides/how-to-start/
How to read a chart: flossfield.com/needlepoint/guides/how-to-read-a-chart/

What you need

Canvas: blank mono canvas, 10 mesh (10 threads to the inch), cut 18.5 in square (47 cm).

Needle: blunt tapestry, size 18. Also masking tape for the cut edges, and small scissors.

Thread: pearl cotton size 3, 24 colors, about 48 skeins in all (an estimate). Stitch with 2 lengths together.

Make it a pillow: backing fabric, an insert the size of the stitching or an inch larger, and cord or piping for the edge. How to finish a pillow.

Thread list, DMC

			stitches	skeins
●	712	Cream	10,214	18
■	312	Very Dark Baby Blue	1,532	3
▲	501	Dark Blue Green	950	2
◆	471	Very Light Avocado Green	904	2
▼	503	Medium Blue Green	894	2
★	469	Avocado Green	862	2
❖	3755	Baby Blue	696	2
X	936	Very Dark Avocado Green	626	1
H	3852	Very Dark Straw	490	1
+	898	Very Dark Coffee Brown	472	1
=	801	Dark Coffee Brown	302	1
Z	931	Medium Antique Blue	262	1
A	322	Dark Baby Blue	230	1
V	932	Light Antique Blue	198	1
T	780	Ultra Very Dark Topaz	162	1
N	3821	Straw	158	1
S	3753	Ultra Very Light Antique Blue	132	1
K	3325	Light Baby Blue	122	1
E	782	Dark Topaz	104	1
C	3822	Light Straw	88	1
P	803	Ultra Very Dark Baby Blue	86	1
U	3752	Very Light Antique Blue	76	1
L	3371	Black Brown	36	1
2	BLANC	White	4	1

Skeins are estimates, with the two extra rows: the thread a stitch takes on the front and back of 10 mesh canvas, plus 30 percent, rounded up for each color.

Thread colors are approximate screen matches to DMC numbers. Check against real thread before you buy.

For your own stitching, gifts and handmade pieces you sell. Do not resell or share this PDF or copies of it.

Bees and laurel wreath in ivory Needlepoint pattern

Columns 1 to 74, rows 1 to 74. Start at the red outline

This page is the dark part of the chart



Key

- ● **DMC 712** Cream
- ■ **DMC 312** Very Dark Baby Blue
- ▲ **DMC 501** Dark Blue Green
- ◆ **DMC 471** Very Light Avocado Green
- ▼ **DMC 503** Medium Blue Green
- ★ **DMC 469** Avocado Green
- ❖ **DMC 3755** Baby Blue
- X **DMC 936** Very Dark Avocado Green
- H **DMC 3852** Very Dark Straw
- \+ **DMC 898** Very Dark Coffee Brown
- = **DMC 801** Dark Coffee Brown
- Z **DMC 931** Medium Antique Blue
- A **DMC 322** Dark Baby Blue
- V **DMC 932** Light Antique Blue
- T **DMC 780** Ultra Very Dark Topaz
- N **DMC 3821** Straw
- S **DMC 3753** Ultra Very Light Antique Blue
- K **DMC 3325** Light Baby Blue
- E **DMC 782** Dark Topaz
- C **DMC 3822** Light Straw
- U **DMC 3752** Very Light Antique Blue
- L **DMC 3371** Black Brown
- 2 **DMC BLANC** White

Bees and laurel wreath in ivory Needlepoint pattern

Columns 75 to 140, rows 1 to 74. Gray squares: charted already, do not stitch again

This page is the dark part of the chart



Key

- ● **DMC 712** Cream
- ■ **DMC 312** Very Dark Baby Blue
- ▲ **DMC 501** Dark Blue Green
- ◆ **DMC 471** Very Light Avocado Green
- ▼ **DMC 503** Medium Blue Green
- ★ **DMC 469** Avocado Green
- ❖ **DMC 3755** Baby Blue
- X **DMC 936** Very Dark Avocado Green
- H **DMC 3852** Very Dark Straw
- \+ **DMC 898** Very Dark Coffee Brown
- = **DMC 801** Dark Coffee Brown
- Z **DMC 931** Medium Antique Blue
- A **DMC 322** Dark Baby Blue
- V **DMC 932** Light Antique Blue
- T **DMC 780** Ultra Very Dark Topaz
- N **DMC 3821** Straw
- S **DMC 3753** Ultra Very Light Antique Blue
- K **DMC 3325** Light Baby Blue
- E **DMC 782** Dark Topaz
- C **DMC 3822** Light Straw
- U **DMC 3752** Very Light Antique Blue
- L **DMC 3371** Black Brown
- 2 **DMC BLANC** White

Bees and laurel wreath in ivory Needlepoint pattern

Columns 1 to 74, rows 75 to 140. Gray squares: charted already, do not stitch again

This page is the dark part of the chart



Key

- ● **DMC 712** Cream
- ■ **DMC 312** Very Dark Baby Blue
- ▲ **DMC 501** Dark Blue Green
- ◆ **DMC 471** Very Light Avocado Green
- ▼ **DMC 503** Medium Blue Green
- ★ **DMC 469** Avocado Green
- ❖ **DMC 3755** Baby Blue
- X **DMC 936** Very Dark Avocado Green
- H **DMC 3852** Very Dark Straw
- \+ **DMC 898** Very Dark Coffee Brown
- = **DMC 801** Dark Coffee Brown
- A **DMC 322** Dark Baby Blue
- T **DMC 780** Ultra Very Dark Topaz
- N **DMC 3821** Straw
- K **DMC 3325** Light Baby Blue
- E **DMC 782** Dark Topaz
- C **DMC 3822** Light Straw
- P **DMC 803** Ultra Very Dark Baby Blue

Bees and laurel wreath in ivory Needlepoint pattern

Columns 75 to 140, rows 75 to 140. Gray squares: charted already, do not stitch again

This page is the dark part of the chart



Key

- ● **DMC 712** Cream
- ■ **DMC 312** Very Dark Baby Blue
- ▲ **DMC 501** Dark Blue Green
- ◆ **DMC 471** Very Light Avocado Green
- ▼ **DMC 503** Medium Blue Green
- ★ **DMC 469** Avocado Green
- ❖ **DMC 3755** Baby Blue
- X **DMC 936** Very Dark Avocado Green
- H **DMC 3852** Very Dark Straw
- \+ **DMC 898** Very Dark Coffee Brown
- = **DMC 801** Dark Coffee Brown
- A **DMC 322** Dark Baby Blue
- T **DMC 780** Ultra Very Dark Topaz
- N **DMC 3821** Straw
- K **DMC 3325** Light Baby Blue
- E **DMC 782** Dark Topaz
- C **DMC 3822** Light Straw
- P **DMC 803** Ultra Very Dark Baby Blue