# Men's cummerbund with bird dogs

Needlepoint pattern | 180 x 72 stitches | 10 x 4 in (25.4 x 10.2 cm) on 18 mesh | 16 colors



## How to stitch it




1. Each square is one tent stitch, up at 1, down at 2. Lines in continental, right to left, the canvas upside down for the next row; wide areas in basketweave.
2. Cut 18 in of thread. Start and end it without a knot left behind.
3. Mark the middle of the canvas. It is the outlined square on page 2, column 90, row 36 (DMC 677): start there. Count threads, not holes.
4. Go on from it: picture first, background last. Gray squares are on two pages: stitch them once.
5. When it is done, block it square.

First time? How to needlepoint: flossfield.com/needlepoint/guides/how-to-start/
How to read a chart: flossfield.com/needlepoint/guides/how-to-read-a-chart/

## What you need

**Canvas:** blank mono canvas, 18 mesh (18 threads to the inch), cut 14 in wide x 8 in high (35.6 x 20.3 cm).

**Needle:** blunt tapestry, size 22. Also masking tape for the cut edges, and small scissors.

**Thread:** six-strand floss, 16 colors, about 18 skeins in all (an estimate). Stitch with 4 strands (5 or 6 if canvas shows).

**Make it a cummerbund:** a finisher who makes cummerbunds. Measure the waist, and ask for the length and the extra rows before you stitch the ends. What to make: to wear and carry.

## Thread list, DMC

| | | | stitches | skeins |
|---|---|---|---|---|
| ● | 926 | Medium Gray Green | 2,395 | 2 |
| ■ | 775 | Very Light Baby Blue | 1,386 | 2 |
| ▲ | 3865 | Winter White | 1,197 | 1 |
| ◆ | 833 | Light Golden Olive | 1,117 | 1 |
| ▼ | 677 | Very Light Old Gold | 1,083 | 1 |
| ★ | 676 | Light Old Gold | 901 | 1 |
| ❖ | 920 | Medium Copper | 876 | 1 |
| X | 918 | Dark Red Copper | 849 | 1 |
| H | 927 | Light Gray Green | 820 | 1 |
| + | 829 | Very Dark Golden Olive | 521 | 1 |
| = | 898 | Very Dark Coffee Brown | 486 | 1 |
| Z | 433 | Medium Brown | 384 | 1 |
| A | 453 | Light Shell Gray | 312 | 1 |
| V | 3861 | Light Cocoa | 307 | 1 |
| T | 922 | Light Copper | 275 | 1 |
| N | 3371 | Black Brown | 51 | 1 |

Skeins are estimates: the thread a stitch takes on the front and back of 18 mesh canvas, plus 30 percent, rounded up for each color.
Thread colors are approximate screen matches to DMC numbers. Check against real thread before you buy.
For your own stitching, gifts and handmade pieces you sell. Do not resell or share this PDF or copies of it.

# Men's cummerbund with bird dogs

Needlepoint pattern

Columns 1 to 94, rows 1 to 72. Start at the red outline

This page is the dark part of the chart



# Men's cummerbund with bird dogs

Needlepoint pattern

Columns 95 to 180, rows 1 to 72. Gray squares: charted already, do not stitch again

This page is the dark part of the chart




## Key

- ● **DMC 926** Medium Gray Green
- ■ **DMC 775** Very Light Baby Blue
- ▲ **DMC 3865** Winter White
- ◆ **DMC 833** Light Golden Olive
- ▼ **DMC 677** Very Light Old Gold
- ★ **DMC 676** Light Old Gold
- ❖ **DMC 920** Medium Copper
- **X** **DMC 918** Dark Red Copper
- **H** **DMC 927** Light Gray Green
- **+** **DMC 829** Very Dark Golden Olive
- **=** **DMC 898** Very Dark Coffee Brown
- **Z** **DMC 433** Medium Brown
- **T** **DMC 922** Light Copper
- **N** **DMC 3371** Black Brown