Black Lab Christmas stocking

Needlepoint pattern | 143 x 234 stitches | 11 x 18 in (27.9 x 45.7 cm) on 13 mesh | 24 colors



Thread key, DMC

			stitches	yards	skeins
●	**310**	Black	3,946	38	6
■	**712**	Cream	2,774	27	5
▲	**3750**	Very Dark Antique Blue	2,349	23	4
◆	**3756**	Ultra Very Light Baby Blue	1,534	15	3
▼	**3746**	Dark Blue Violet	1,494	15	3
★	**930**	Dark Antique Blue	1,443	14	3
❖	**321**	Red	1,271	13	2
X	**3841**	Pale Baby Blue	1,068	11	2
O	**815**	Medium Garnet	955	10	2
+	**340**	Medium Blue Violet	930	9	2
=	**3727**	Light Antique Mauve	909	9	2
Z	**159**	Light Gray Blue	791	8	2
A	**926**	Medium Gray Green	775	8	2
V	**161**	Gray Blue	734	7	2
T	**951**	Light Tawny	466	5	1
N	**B5200**	Snow White	438	5	1
S	**160**	Medium Gray Blue	361	4	1
K	**3824**	Light Apricot	264	3	1
E	**500**	Very Dark Blue Green	132	2	1
C	**434**	Light Brown	102	1	1
P	**501**	Dark Blue Green	83	1	1
U	**801**	Dark Coffee Brown	48	1	1
L	**350**	Medium Coral	37	1	1
2	**743**	Medium Yellow	16	1	1

One chart square is one tent stitch over one canvas intersection.

Cut the canvas at least 15 x 22 in (38.1 x 55.9 cm) for 13 mesh: the design and 2 in (5.1 cm) of margin on every side.

22,920 stitches in all, inside the outline: the chart is 143 x 234 at its widest and tallest. Start from the center: a red arrow above the chart marks the center column, and one to the left of it the center row. The arrows are on the pages those lines cross.

The chart is on 4 pages, each cut to what is stitched: bare canvas has no page, and a join falls on plain ground where it can. Pages 2 and 3 are turned on their side, for a part that is wider than it is tall. Where chart pages join, gray squares repeat two rows or columns. The small picture at the top of each chart page shows which part it is.

Thread: six-strand floss, 7 or 8 strands in the needle on 13 mesh (counted at 8), about 50 skeins of 8.7 yd in all. Or pearl cotton size 3, 1 strand, about 28 skeins of 16.4 yd; or tapestry wool, 1 strand, about 40 skeins of 8.7 yd; or Persian wool, 2 strands, about 34 skeins of 8 yd. Wool is numbered differently: match it by eye. Needle: tapestry, size 20.

Yards and skeins are estimates: the thread a stitch takes on the front and back of 13 mesh canvas, plus 30 percent, rounded up for each color (about 231 yards in all, as the thread lies in the needle).

Thread colors are approximate screen matches to DMC numbers. Check against real thread before you buy.

Make it a stocking: also have backing and lining fabric, cord or piping, and a loop. Finishers ask for stockings months before Christmas, and most want two extra rows all round. Ask yours before the edge, and stitch a name first. "How to finish a stocking" is a guide linked from this pattern's page.

For your own stitching, gifts and handmade pieces you sell. Do not resell or share this PDF or copies of it.

Black Lab Christmas stocking

Needlepoint pattern

Chart 1 of 4: columns 62 to 143, rows 1 to 71

This page is the dark part of the chart



Key

- **DMC 310** Black
- **DMC 712** Cream
- **DMC 3750** Very Dark Antique Blue
- **DMC 3746** Dark Blue Violet
- **DMC 930** Dark Antique Blue
- **DMC 321** Red
- **DMC 815** Medium Garnet
- **DMC 340** Medium Blue Violet
- **DMC 159** Light Gray Blue
- **DMC 161** Gray Blue
- **DMC 160** Medium Gray Blue

Black Lab Christmas stocking

Needlepoint pattern

Chart 2 of 4: columns 61 to 143, rows 72 to 140; gray squares repeat rows 70 and 71

This page is the dark part of the chart



Key

- DMC 310 Black
- DMC 712 Cream
- DMC 3750 Very Dark Antique Blue
- DMC 3746 Dark Blue Violet
- DMC 930 Dark Antique Blue
- DMC 321 Red
- DMC 815 Medium Garnet
- DMC 340 Medium Blue Violet
- DMC 3727 Light Antique Mauve
- DMC 159 Light Gray Blue
- DMC 926 Medium Gray Green
- DMC 161 Gray Blue
- DMC B5200 Snow White
- DMC 160 Medium Gray Blue
- DMC 3824 Light Apricot
- DMC 434 Light Brown
- DMC 801 Dark Coffee Brown
- DMC 350 Medium Coral

Black Lab Christmas stocking

Needlepoint pattern

This page is the dark part of the chart

Chart 3 of 4: columns 1 to 72, rows 141 to 234; gray squares repeat rows 139 and 140



Black Lab Christmas stocking

Needlepoint pattern

This page is the dark part of the chart

Chart 4 of 4: columns 73 to 143, rows 141 to 234; gray squares repeat columns 71 and 72 and rows 139 and 140

