Bear stocking: mother and cub in snow

Needlepoint pattern | 143 x 234 stitches | 11 x 18 in (27.9 x 45.7 cm) on 13 mesh | 22 colors



Thread key, DMC

			stitches	yards	skeins
●	3747	Very Light Blue Violet	3,116	30	5
■	3756	Ultra Very Light Baby Blue	1,746	17	3
▲	3841	Pale Baby Blue	1,734	17	3
◆	3840	Light Lavender Blue	1,337	13	2
▼	3839	Medium Lavender Blue	1,301	13	2
★	BLANC	White	1,300	13	2
❖	433	Medium Brown	1,282	13	2
X	437	Light Tan	1,260	12	2
O	435	Very Light Brown	1,129	11	2
+	3354	Light Dusty Rose	981	10	2
=	211	Light Lavender	973	10	2
Z	300	Very Dark Mahogany	934	9	2
A	341	Light Blue Violet	825	8	2
V	898	Very Dark Coffee Brown	814	8	2
T	434	Light Brown	764	8	2
N	500	Very Dark Blue Green	730	7	2
S	340	Medium Blue Violet	707	7	2
K	501	Dark Blue Green	706	7	2
E	3371	Black Brown	552	6	1
C	502	Blue Green	383	4	1
P	3779	Very Light Rosewood	233	3	1
U	951	Light Tawny	113	2	1

One chart square is one tent stitch over one canvas intersection.

Cut the canvas at least 15 x 22 in (38.1 x 55.9 cm) for 13 mesh: the design and 2 in (5.1 cm) of margin on every side.

22,920 stitches in all, inside the outline: the chart is 143 x 234 at its widest and tallest. Start from the center: a red arrow above the chart marks the center column, and one to the left of it the center row. The arrows are on the pages those lines cross.

The chart is on 4 pages, each cut to what is stitched: bare canvas has no page, and a join falls on plain ground where it can. Pages 2 and 3 are turned on their side, for a part that is wider than it is tall. Where chart pages join, gray squares repeat two rows or columns. The small picture at the top of each chart page shows which part it is.

Thread: six-strand floss, 7 or 8 strands in the needle on 13 mesh (counted at 8), about 45 skeins of 8.7 yd in all. Or pearl cotton size 3, 1 strand, about 25 skeins of 16.4 yd; or tapestry wool, 1 strand, about 36 skeins of 8.7 yd; or Persian wool, 2 strands, about 30 skeins of 8 yd. Wool is numbered differently: match it by eye. Needle: tapestry, size 20.

Yards and skeins are estimates: the thread a stitch takes on the front and back of 13 mesh canvas, plus 30 percent, rounded up for each color (about 228 yards in all, as the thread lies in the needle).

Thread colors are approximate screen matches to DMC numbers. Check against real thread before you buy.

Make it a stocking: also have backing and lining fabric, cord or piping, and a loop. Finishers ask for stockings months before Christmas, and most want two extra rows all round. Ask yours before the edge, and stitch a name first. "How to finish a stocking" is a guide linked from this pattern's page.

For your own stitching, gifts and handmade pieces you sell. Do not resell or share this PDF.

Bear stocking: mother and cub in snow

Needlepoint pattern

Chart 1 of 4: columns 62 to 143, rows 1 to 71

This page is the dark part of the chart



Bear stocking: mother and cub in snow

Needlepoint pattern

Chart 2 of 4: columns 61 to 143, rows 72 to 140; gray squares repeat rows 70 and 71

This page is the dark part of the chart



Bear stocking: mother and cub in snow

Needlepoint pattern

Chart 3 of 4: columns 1 to 72, rows 141 to 234; gray squares repeat rows 139 and 140

This page is the dark part of the chart



Bear stocking: mother and cub in snow

Needlepoint pattern

This page is the dark part of the chart

Chart 4 of 4: columns 73 to 143, rows 141 to 234; gray squares repeat columns 71 and 72 and rows 139 and 140

