Cardinal pillow with magnolia and snow

Needlepoint pattern | 140 x 140 stitches | 14 x 14 in (35.6 x 35.6 cm) on 10 mesh | 24 colors



How to stitch it



1. Each square is one tent stitch, up at 1, down at 2. Lines in continental, right to left, the canvas upside down for the next row; wide areas in basketweave.
2. Cut 18 in of thread. Start and end it without a knot left behind.
3. Mark the middle of the canvas. It is the outlined square on page 2, column 70, row 70 (DMC 321): start there. Count threads, not holes.
4. Go on from it: picture first, background last. Gray squares are on two pages: stitch them once.
5. Last, two more rows all round, each stitch in the color it lies beside: the seam hides them.

First time? How to needlepoint: flossfield.com/needlepoint/guides/how-to-start/
How to read a chart: flossfield.com/needlepoint/guides/how-to-read-a-chart/

What you need

Canvas: blank mono canvas, 10 mesh (10 threads to the inch), cut 18.5 in square (47 cm).

Needle: blunt tapestry, size 18. Also masking tape for the cut edges, and small scissors.

Thread: pearl cotton size 3, 24 colors, about 42 skeins in all (an estimate). Stitch with 2 lengths together.

Make it a pillow: backing fabric, an insert the size of the stitching or an inch larger, and cord or piping for the edge. How to finish a pillow.

Thread list, DMC

			stitches	skeins
●	**931**	Medium Antique Blue	3,937	7
■	**BLANC**	White	2,717	5
▲	**3752**	Very Light Antique Blue	2,104	4
◆	**932**	Light Antique Blue	1,869	3
▼	**3031**	Very Dark Mocha Brown	1,121	2
★	**3753**	Ultra Very Light Antique Blue	917	2
❖	**498**	Dark Red	683	2
X	**321**	Red	622	1
H	**666**	Bright Red	614	1
+	**500**	Very Dark Blue Green	539	1
=	**319**	Very Dark Pistachio Green	537	1
Z	**814**	Dark Garnet	536	1
A	**3346**	Hunter Green	461	1
V	**3348**	Light Yellow Green	434	1
T	**ECRU**	Ecru	427	1
N	**301**	Medium Mahogany	323	1
S	**842**	Very Light Beige Brown	276	1
K	**3347**	Medium Yellow Green	269	1
E	**840**	Medium Beige Brown	269	1
C	**402**	Very Light Mahogany	249	1
P	**351**	Coral	240	1
U	**400**	Dark Mahogany	236	1
L	**310**	Black	151	1
2	**3822**	Light Straw	69	1

Skeins are estimates, with the two extra rows: the thread a stitch takes on the front and back of 10 mesh canvas, plus 30 percent, rounded up for each color.

Thread colors are approximate screen matches to DMC numbers. Check against real thread before you buy.

For your own stitching, gifts and handmade pieces you sell. Do not resell or share this PDF or copies of it.

Cardinal pillow with magnolia and snow

Needlepoint pattern

Columns 1 to 74, rows 1 to 74. Start at the red outline

This page is the dark part of the chart



Key

- ● **DMC 931** Medium Antique Blue
- ■ **DMC BLANC** White
- ▲ **DMC 3752** Very Light Antique Blue
- ◆ **DMC 932** Light Antique Blue
- ▼ **DMC 3031** Very Dark Mocha Brown
- ❖ **DMC 498** Dark Red
- X **DMC 321** Red
- H **DMC 666** Bright Red
- \+ **DMC 500** Very Dark Blue Green
- = **DMC 319** Very Dark Pistachio Green
- Z **DMC 814** Dark Garnet
- A **DMC 3346** Hunter Green
- N **DMC 301** Medium Mahogany
- C **DMC 402** Very Light Mahogany
- P **DMC 351** Coral
- U **DMC 400** Dark Mahogany
- L **DMC 310** Black

Cardinal pillow with magnolia and snow

Needlepoint pattern

Columns 75 to 140, rows 1 to 74. Gray squares: charted already, do not stitch again

This page is the dark part of the chart



Key

- ● **DMC 931** Medium Antique Blue
- ■ **DMC BLANC** White
- ▲ **DMC 3752** Very Light Antique Blue
- ◆ **DMC 932** Light Antique Blue
- ▼ **DMC 3031** Very Dark Mocha Brown
- ★ **DMC 3753** Ultra Very Light Antique Blue
- ❖ **DMC 498** Dark Red
- X **DMC 321** Red
- H **DMC 666** Bright Red
- \+ **DMC 500** Very Dark Blue Green
- = **DMC 319** Very Dark Pistachio Green
- Z **DMC 814** Dark Garnet
- A **DMC 3346** Hunter Green
- V **DMC 3348** Light Yellow Green
- T **DMC ECRU** Ecru
- N **DMC 301** Medium Mahogany
- S **DMC 842** Very Light Beige Brown
- K **DMC 3347** Medium Yellow Green
- E **DMC 840** Medium Beige Brown
- C **DMC 402** Very Light Mahogany
- P **DMC 351** Coral
- U **DMC 400** Dark Mahogany
- 2 **DMC 3822** Light Straw

Cardinal pillow with magnolia and snow

Needlepoint pattern

Columns 1 to 74, rows 75 to 140. Gray squares: charted already, do not stitch again

This page is the dark part of the chart



Key

■	**DMC BLANC** White	H	**DMC 666** Bright Red	S	**DMC 842** Very Light Beige Brown
▲	**DMC 3752** Very Light Antique Blue	+	**DMC 500** Very Dark Blue Green	K	**DMC 3347** Medium Yellow Green
◆	**DMC 932** Light Antique Blue	=	**DMC 319** Very Dark Pistachio Green	E	**DMC 840** Medium Beige Brown
▼	**DMC 3031** Very Dark Mocha Brown	Z	**DMC 814** Dark Garnet	C	**DMC 402** Very Light Mahogany
★	**DMC 3753** Ultra Very Light Antique Blue	A	**DMC 3346** Hunter Green	P	**DMC 351** Coral
❖	**DMC 498** Dark Red	V	**DMC 3348** Light Yellow Green	U	**DMC 400** Dark Mahogany
X	**DMC 321** Red	N	**DMC 301** Medium Mahogany		

Cardinal pillow with magnolia and snow

Needlepoint pattern

Columns 75 to 140, rows 75 to 140. Gray squares: charted already, do not stitch again

This page is the dark part of the chart



Key

- ■ **DMC BLANC** White
- ▲ **DMC 3752** Very Light Antique Blue
- ◆ **DMC 932** Light Antique Blue
- ▼ **DMC 3031** Very Dark Mocha Brown
- ★ **DMC 3753** Ultra Very Light Antique Blue
- ❖ **DMC 498** Dark Red
- X **DMC 321** Red
- H **DMC 666** Bright Red
- \+ **DMC 500** Very Dark Blue Green
- = **DMC 319** Very Dark Pistachio Green
- Z **DMC 814** Dark Garnet
- A **DMC 3346** Hunter Green
- V **DMC 3348** Light Yellow Green
- N **DMC 301** Medium Mahogany
- S **DMC 842** Very Light Beige Brown
- K **DMC 3347** Medium Yellow Green
- E **DMC 840** Medium Beige Brown
- C **DMC 402** Very Light Mahogany
- P **DMC 351** Coral
- U **DMC 400** Dark Mahogany