Cedar waxwings, old bird print pillow

Needlepoint pattern | 160 x 160 stitches | 16 x 16 in (40.6 x 40.6 cm) on 10 mesh | 22 colors



Thread key, DMC

			stitches	yards	skeins
●	**504**	Very Light Blue Green	8,796	109	14
■	**ECRU**	Ecru	6,892	85	11
▲	**738**	Very Light Tan	1,404	18	3
◆	**407**	Dark Desert Sand	1,309	17	2
▼	**3031**	Very Dark Mocha Brown	1,224	16	2
★	**437**	Light Tan	814	11	2
❖	**3862**	Dark Mocha Beige	700	9	2
X	**310**	Black	582	8	1
O	**815**	Medium Garnet	393	5	1
+	**727**	Very Light Topaz	390	5	1
=	**413**	Dark Pewter Gray	365	5	1
Z	**919**	Red Copper	335	5	1
A	**3865**	Winter White	333	5	1
V	**922**	Light Copper	329	5	1
T	**3802**	Very Dark Antique Mauve	317	4	1
N	**520**	Dark Fern Green	275	4	1
S	**522**	Fern Green	230	3	1
K	**321**	Red	222	3	1
E	**524**	Very Light Fern Green	212	3	1
C	**3726**	Dark Antique Mauve	205	3	1
P	**318**	Light Steel Gray	188	3	1
U	**726**	Light Topaz	85	2	1

One chart square is one tent stitch over one canvas intersection.

Cut the canvas at least 20 x 20 in (50.8 x 50.8 cm) for 10 mesh: the design and 2 in (5.1 cm) of margin on every side.

25,600 stitches in all. Start from the center: a red arrow above the chart marks the center column, and one to the left of it the center row. The arrows are on the pages those lines cross.

The chart is on 5 pages, each cut to what is stitched: bare canvas has no page, and a join falls on plain ground where it can. Pages 2 and 3 are turned on their side, for a part that is wider than it is tall. Where chart pages join, gray squares repeat two rows or columns. The small picture at the top of each chart page shows which part it is.

Thread: pearl cotton size 3, 2 strands in the needle on 10 mesh, about 51 skeins of 16.4 yd in all. Or six-strand floss, 8 to 10 strands, about 69 skeins of 8.7 yd; or tapestry wool, 1 strand, about 47 skeins of 8.7 yd; or Persian wool, 3 strands, about 52 skeins of 8 yd. Wool is numbered differently: match it by eye. Needle: tapestry, size 16 or 18.

Yards and skeins are estimates: the thread a stitch takes on the front and back of 10 mesh canvas, plus 30 percent, rounded up for each color (about 328 yards in all, as the thread lies in the needle).

Thread colors are approximate screen matches to DMC numbers. Check against real thread before you buy.

Make it a pillow: also have backing fabric, an insert the size of the stitching or an inch larger, and cord or piping for the edge. The seam takes the last two rows: stitch two extra rows all round, or keep the edge plain. "How to finish a pillow" is a guide linked from this pattern's page.

For your own stitching, gifts and handmade pieces you sell. Do not resell or share this PDF or copies of it.

Cedar waxwings, old bird print pillow

Needlepoint pattern

Chart 1 of 5: columns 1 to 80, rows 1 to 66

This page is the dark part of the chart



Key

- ● **DMC 504** Very Light Blue Green
- ■ **DMC ECRU** Ecru
- ▲ **DMC 738** Very Light Tan
- ◆ **DMC 407** Dark Desert Sand
- ▼ **DMC 3031** Very Dark Mocha Brown
- ★ **DMC 437** Light Tan
- ❖ **DMC 3862** Dark Mocha Beige
- X **DMC 310** Black
- O **DMC 815** Medium Garnet
- = **DMC 413** Dark Pewter Gray
- Z **DMC 919** Red Copper
- A **DMC 3865** Winter White
- V **DMC 922** Light Copper
- T **DMC 3802** Very Dark Antique Mauve
- N **DMC 520** Dark Fern Green
- S **DMC 522** Fern Green
- K **DMC 321** Red
- E **DMC 524** Very Light Fern Green
- C **DMC 3726** Dark Antique Mauve
- P **DMC 318** Light Steel Gray

Cedar waxwings, old bird print pillow

Needlepoint pattern

Chart 2 of 5: columns 81 to 160, rows 1 to 66; gray squares repeat columns 79 and 80

This page is the dark part of the chart

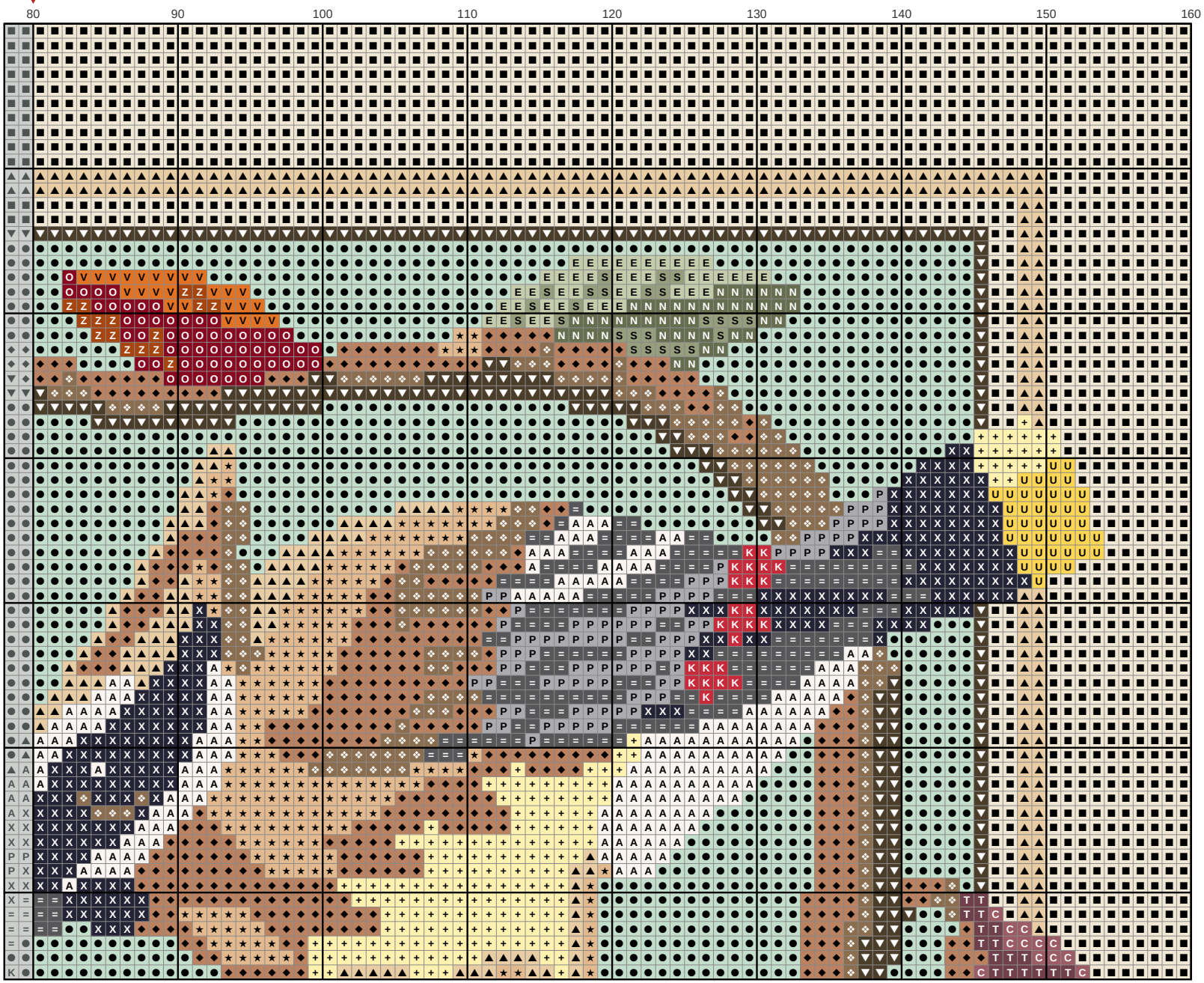

Key

- ● **DMC 504** Very Light Blue Green
- ■ **DMC ECRU** Ecru
- ▲ **DMC 738** Very Light Tan
- ◆ **DMC 407** Dark Desert Sand
- ▼ **DMC 3031** Very Dark Mocha Brown
- ★ **DMC 437** Light Tan
- ❖ **DMC 3862** Dark Mocha Beige
- X **DMC 310** Black
- O **DMC 815** Medium Garnet
- \+ **DMC 727** Very Light Topaz
- = **DMC 413** Dark Pewter Gray
- Z **DMC 919** Red Copper
- A **DMC 3865** Winter White
- V **DMC 922** Light Copper
- T **DMC 3802** Very Dark Antique Mauve
- N **DMC 520** Dark Fern Green
- S **DMC 522** Fern Green
- K **DMC 321** Red
- E **DMC 524** Very Light Fern Green
- C **DMC 3726** Dark Antique Mauve
- P **DMC 318** Light Steel Gray
- U **DMC 726** Light Topaz

Cedar waxwings, old bird print pillow Needlepoint pattern

Chart 3 of 5: columns 1 to 54, rows 67 to 160; gray squares repeat rows 65 and 66

This page is the dark part of the chart

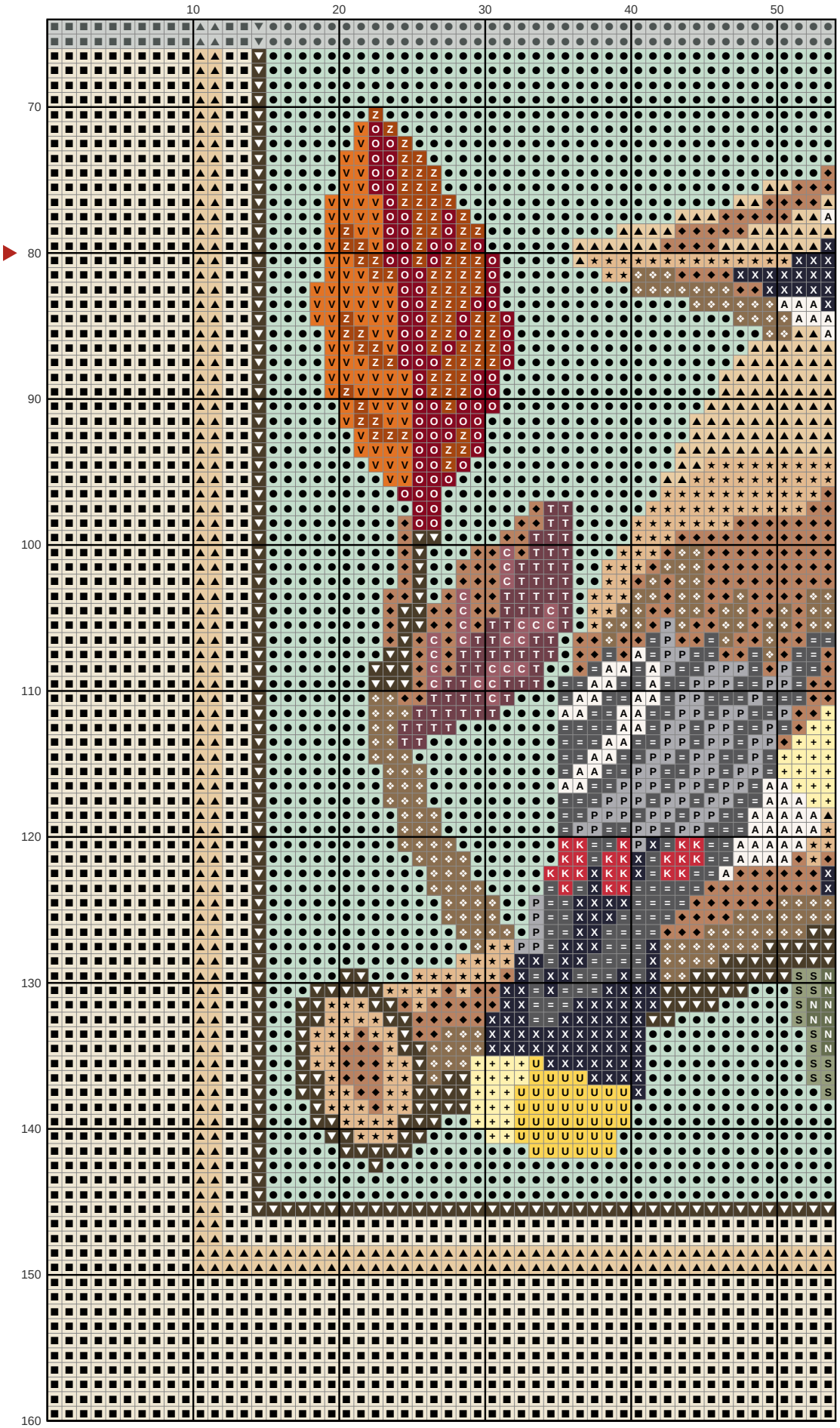

Key

- DMC 504
- DMC ECRU Ecru
- DMC 738
- DMC 407
- DMC 3031
- DMC 437 Light Tan
- DMC 3862
- DMC 310 Black
- DMC 815
- DMC 727
- DMC 413
- DMC 919 Red Copper
- DMC 3865
- DMC 922
- DMC 3802
- DMC 520
- DMC 522 Fern Green
- DMC 321 Red
- DMC 3726
- DMC 318
- DMC 726 Light Topaz

Cedar waxwings, old bird print pillow

Needlepoint pattern

This page is the dark part of the chart

Chart 4 of 5: columns 55 to 107, rows 67 to 160; gray squares repeat columns 53 and 54 and rows 65 and 66



Key

- ● DMC 504
- ■ DMC ECRU Ecru
- ▲ DMC 738
- ◆ DMC 407
- ▼ DMC 3031
- ★ DMC 437 Light Tan
- ❖ DMC 3862
- X DMC 310 Black
- O DMC 815
- \+ DMC 727
- = DMC 413
- Z DMC 919
- A DMC 3865
- V DMC 922
- T DMC 3802
- N DMC 520
- S DMC 522
- K DMC 321 Red
- E DMC 524
- C DMC 3726
- P DMC 318

Cedar waxwings, old bird print pillow

Needlepoint pattern

This page is the dark part of the chart

Chart 5 of 5: columns 108 to 160, rows 67 to 160; gray squares repeat columns 106 and 107 and rows 65 and 66

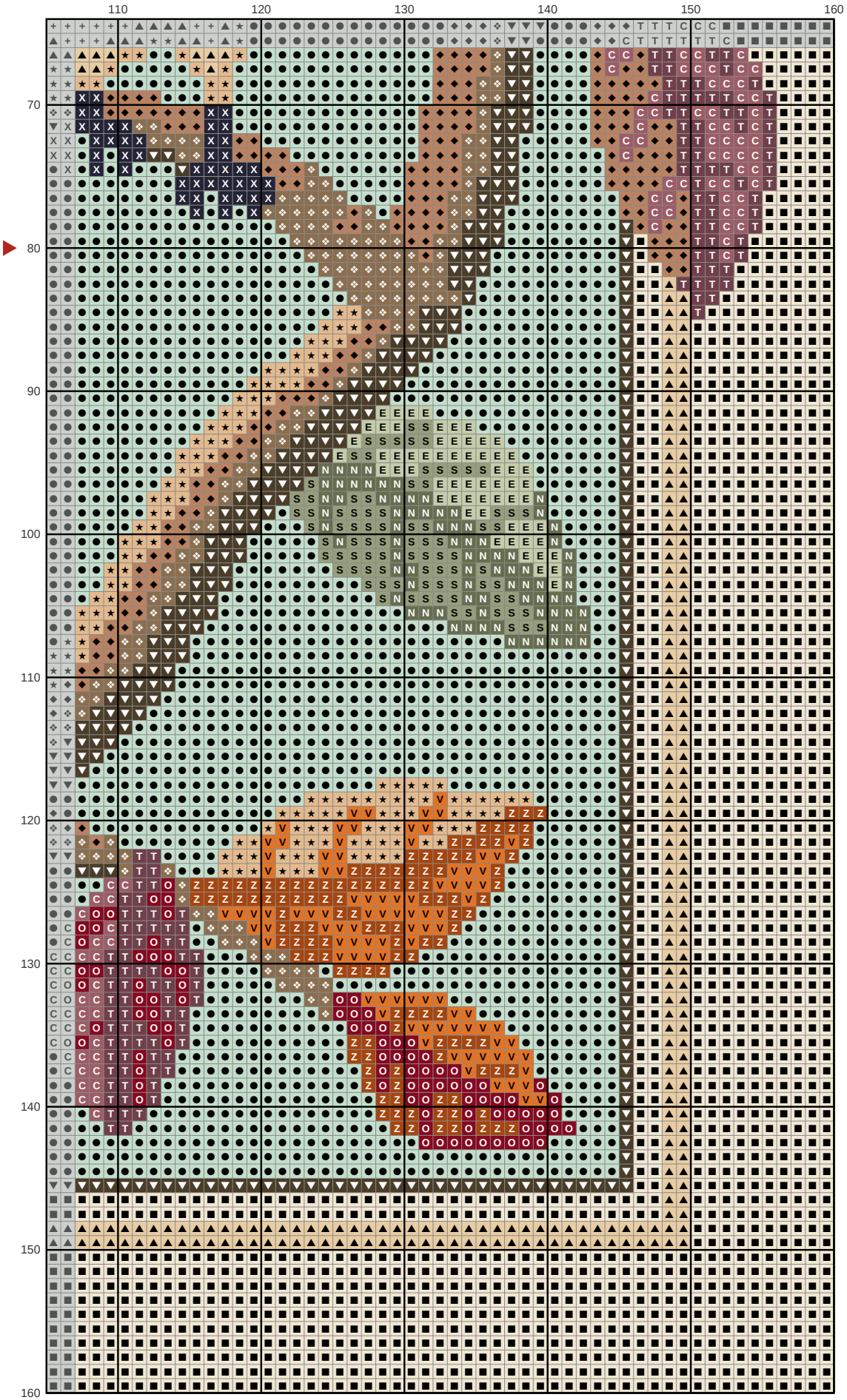

Key

- ● DMC 504
- ■ DMC ECRU Ecru
- ▲ DMC 738
- ◆ DMC 407
- ▼ DMC 3031
- ★ DMC 437 Light Tan
- ❖ DMC 3862
- X DMC 310 Black
- O DMC 815
- Z DMC 919
- V DMC 922
- T DMC 3802
- N DMC 520
- S DMC 522
- E DMC 524
- C DMC 3726